



Draft Proposal for the Establishment of a PMR Results Framework

Outline

Background	3
I. PMR Performance Evaluation System.....	5
A. Methodology and Guidance for Evaluation	5
B. Responsibilities.....	7
C. Audience.....	7
D. Timeline.....	8
E. Budget	8
F. Procurement.....	8
II. PMR Operations Monitoring System	9
A. Objectives and Scope	9
B. Reliance on Existing World Bank Monitoring Tools	10
C. Timing and Frequency of Reporting.....	11
D. Roles and Responsibilities.....	11
Annex I Results Framework Used in World Bank Project Appraisal Document (PAD)	13
A. Blank Template	13
B. Indicative Example	15
ANNEX II Grant Reporting and Monitoring (GRM) Report.....	16
A. Example of a Report produced for the Democratic Republic of Congo under the Forest Carbon Partnership Facility	16

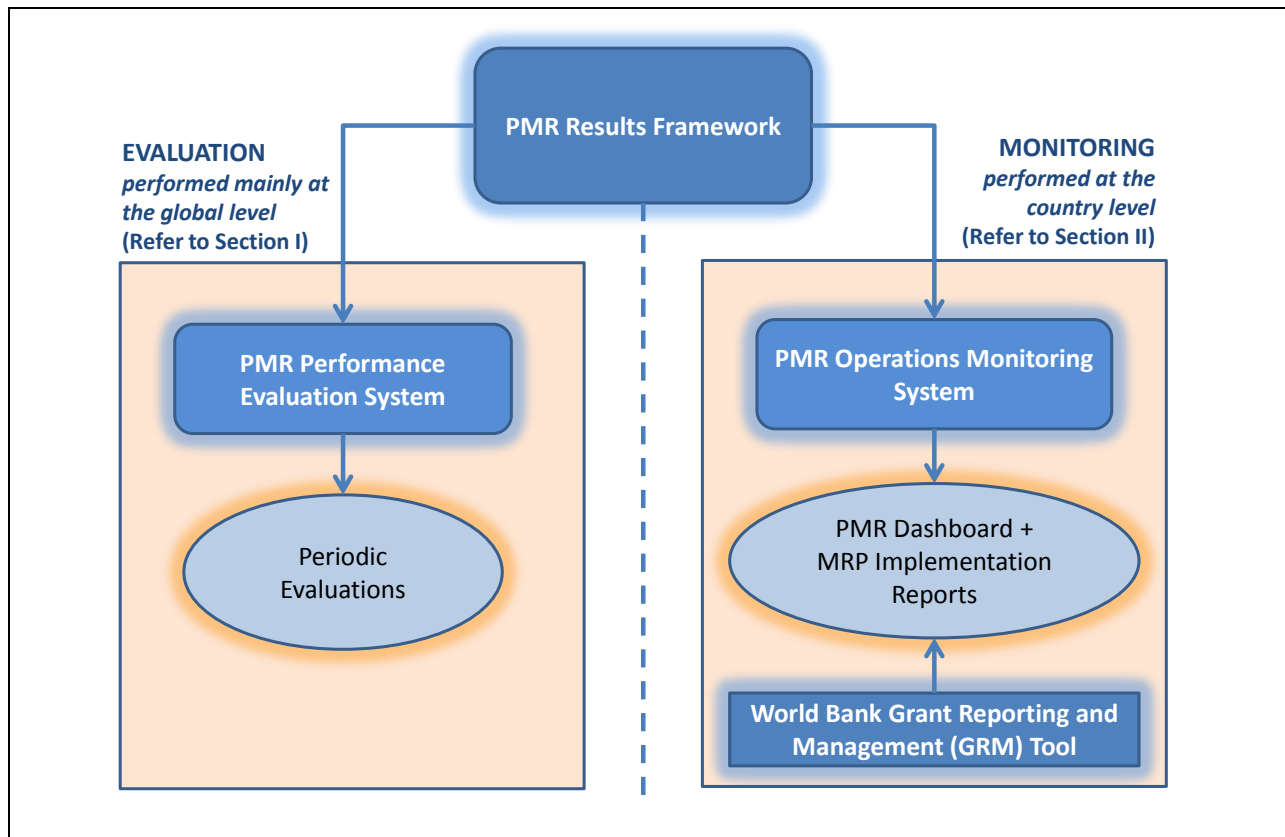
Background

1. Since the PMR began operation in April 2011, 16 Implementing Country Participants have presented an Organizing Framework outlining anticipated PMR activities and have been allocated Preparation Phase funding in the amount of US\$350,000 each. Preparation Funding is used to identify capacity building gaps and to prepare a Market Readiness Proposal (MRP), i.e., a roadmap for implementing readiness components that support the introduction of a market-based instrument for greenhouse gas (GHG) mitigation. Some MRPs will also include plans to pilot such an instrument. As of April 2013, four countries – Chile, China, Costa Rica and Mexico – have finalized an MRP and received Implementation Phase funding to implement the activities outlined in the MRP.¹ The endorsement of the first four MRPs by the PMR Partnership Assembly (PA) formally marks the beginning of the next phase of the PMR.
2. In line with this milestone, it is appropriate to start discussions about the establishment of a results framework for the PMR to monitor and evaluate the progress of the PMR operation (“Results Framework”). At the Fifth Meeting of the PMR Partnership Assembly (PA5) held in Washington, DC, from March 11 to 13, 2013, the PMR Participants broadly agreed that:
 - a. The PMR Secretariat would prepare a draft proposal for the establishment of a Results Framework to help monitor and evaluate the performance of the PMR;
 - b. The draft proposal would be submitted for discussion at the Sixth Meeting of the PMR Partnership Assembly (PA6) in Barcelona, on May 27 and 28, 2013;
 - c. The proposed Results Framework would be concise, practical, and strike an appropriate balance between the reporting requirements from the PMR Secretariat and Implementing Country Participants, and the level of information needed to aptly monitor the results of the PMR process.
3. In response to this request, and in preparation for the discussion on the matter at PA6, the PMR Secretariat has prepared this note for consideration by the Participants. The note represents an initial effort to identify the basic components for a PMR Results Framework.
4. Given the country-led nature of the PMR and the activities it supports, the PMR Results Framework has two main purposes:
 - a. To assess the performance of the PMR at the global level, through periodic evaluations by an independent third party; and
 - b. To monitor the status and progress of the PMR activities at the country level, by relying mainly on the World Bank’s existing supervision processes to provide reporting on the implementation and outcome of grant financed activities.

¹ Turkey has completed a final MRP. It will be presented to the PA during PA6, May 27-28, 2013.

- This draft Results Framework is structured into two parts (Figure 1): Part I describes a system to evaluate the performance of the PMR as a whole, which includes key questions to assess the PMR’s achievements against its objectives, and focuses primarily on the PMR’s overall impact on the global GHG mitigation agenda. Part II outlines a system to monitor the status and progress of PMR operations at the country level. It showcases two monitoring tools, a PMR Dashboard and Country MRP Implementation Reports, and focuses primarily on the objectives of market readiness preparation in PMR Implementing Country Participants.

Figure 1 – Structure of the Proposed PMR Results Framework



- Although it is too early to evaluate the long-term impact and sustainability of the PMR, information collected during a first evaluation may help in developing questions around these criteria for future evaluations.

Actions by the PA

- The PMR Secretariat invites Participants to submit comments on the proposed Draft PMR Results Framework, either during the dedicated session at PA6, or in written form no later than June 30, 2013. Based on the comments received by the Participants, the PMR Secretariat will prepare a revised note for discussion and endorsement by the PA at a subsequent meeting, either PA7 in October 2013 or PA8 in March 2014.

I. PMR Performance Evaluation System

8. Good practice requires that the PMR be subject to periodic evaluations. Such evaluation should be independent and focused on the achievements of the PMR against its stated objectives and operating principles, which are laid out in the PMR's [Governance Framework](#).
9. As a reminder, the overall objective of the PMR is to provide a platform for technical discussions and the exchange of information on market instruments for GHG mitigation, and to help interested countries build capacity for scaling up mitigation efforts through the design, development and piloting of market instruments appropriate to a country's domestic context. Building on this objective, the PMR is intended to be country-led and to build on nationally defined and prioritized mitigation policies, according to each implementing country's national circumstances, and to promote learning-by-doing through early and integrated efforts.
10. The PMR Performance Evaluation System described in this section is intended to improve PMR performance during the early stages of its implementation and to increase accountability to stakeholders. The goal is to establish a systematic framework for regular evaluations of the PMR.
11. The system is developed keeping in view the three main functions of the PMR, namely to: (i) provide resources to enable countries to establish core market readiness components; (ii) design, pilot and test new market instruments, both for domestic and new international mechanisms; and (iii) create a platform to share experiences and information regarding elements of market readiness, and to explore and innovate together on new instruments and approaches. In light of these objectives and functions, the scope of the proposed evaluation system includes progress made by the PMR in directing resources to the activities that are most likely to contribute to the Implementing Country Participants' market readiness.
12. The system is proposed to be implemented primarily at the global level – that is, at a level to review the structure, functions, processes and impact of the PMR process as a whole. In addition, the evaluation system would review the conduct of market readiness activities in all countries and review common elements among all MRPs. Finally, the system would also evaluate the interactions between the PMR's global processes and implementation at the country level, with a view to determine, on the one hand, how the global processes have affected country capacity, and, on the other, how the PMR has contributed to international norms and standards. An evaluation of the PMR's knowledge sharing at the country, regional and global levels shall also be conducted.

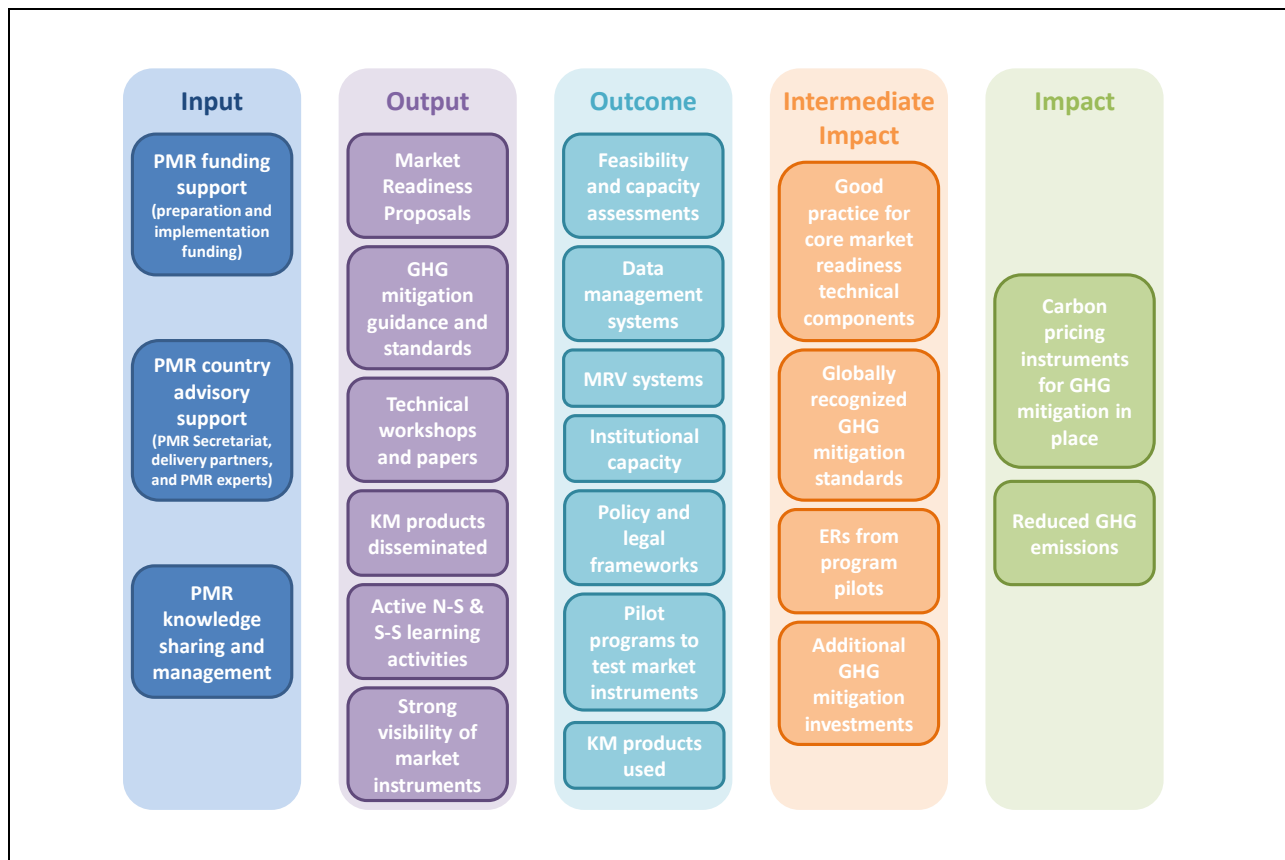
A. Methodology and Guidance for Evaluation

13. The evaluation will cover ongoing as well as completed activities, comprising both desk studies, questionnaires, interviews and fieldwork in Implementing Country Participants. The evaluation approach should be in “real-time” in order to facilitate rapid learning, give feedback at an early enough stage for changes in implementation still to be feasible, and provide timely information for

PMR issues. The detailed methodology will be formulated by the evaluation team.² Assessment questions will be based on inputs, outputs and outcomes (Figure 2). Impacts are perhaps too early to assess but the causal chain leading up to them would be investigated. Evaluation criteria would include relevance, effectiveness, efficiency, impacts and sustainability.

14. The evaluations should review the relevance and clarity of the PMR’s objective, identify constraints that make achievement of specific objectives difficult or impossible, and recommend adjustments. The purpose of the first evaluation would be primarily to assess the appropriateness of the program design and to review the governance and management arrangements. Subsequent evaluations should develop into more impact-oriented assessments.

Figure 2 – Indicative Results Chain for PMR Intervention



² The PA may consider requesting that the PMR Secretariat, on the basis of this note, prepare detailed Terms of Reference to be used for hiring independent consultants to undertake the first evaluation in accordance with World Bank procurement policy and procedures.

15. Below are suggested areas to be evaluated:

- a. **Progress achieved since establishment of the PMR in relation to stated objectives.** Develop an inventory of outputs and outcomes in relation to original objectives as well as unintended effects (positive or negative);
- b. **Roles and responsibilities.** Assess the roles and functions of the PMR Secretariat, PA, observers and working group(s), including the composition of these groups, the number and frequency of meetings, briefing materials, and decisions made;
- c. **Resources used to achieve outputs and outcomes.** This would include an overview of PMR financial and human resources; and
- d. **Impact on “readiness” building** for Implementing Country Participant to use carbon pricing instruments and other cost effective mechanisms to implement domestic mitigation actions.

16. Overarching issues to be addressed by the first evaluation, with regard to criteria of relevance, efficiency, effectiveness, impact and sustainability, may include the following:

- a. Relevance of PMR objectives;
- b. Effectiveness of learning and knowledge sharing;
- c. Building capacity in-country for market readiness;
- d. Long-term sustainability of market readiness;
- e. Effectiveness of resource use;
- f. Efficiency of governance arrangements;
- g. Coherence with countries’ overall mitigation strategy and objectives;
- h. Coordination and cooperation with other processes; and
- i. Impact of market readiness processes.

B. Responsibilities

17. The PA would formally commission a first independent evaluation. To avoid conflicts of interest, the PMR Secretariat would not be involved in the evaluation process but could facilitate it in accordance with guidance provided by the PA, and report progress to the PA as appropriate.

C. Audience

18. Results of the evaluation would be made available to the PA, management of the World Bank, and other stakeholders.

D. Timeline

19. The PMR Secretariat proposes that the first independent evaluation be launched immediately following approval by the PA of terms of reference for the evaluation, tentatively at PA8 in March 2014, and be completed within approximately six months. The timing and scope of subsequent evaluations would be decided by the PA after the completion of the first evaluation.

E. Budget

20. The budget for the evaluation will be provided by the PMR trust fund. Based on comparison for similar work done for the Forest Carbon Partnership Facility, a first evaluation performed by an independent third party would cost approximately US\$ 190,000.

F. Procurement

21. The evaluation will be outsourced to independent consultants or firms with relevant skills and experience in accordance with World Bank procurement policy and procedures. A competitive quality and cost-based selection method will be used.

II. PMR Operations Monitoring System

A. Objectives and Scope

22. In accordance with Article 4.3 (e) of the PMR Governance Framework, it is the responsibility of the PA to monitor the operations of the PMR. To facilitate this task, the PMR Secretariat shall undertake regular assessments of the progress achieved in relation to MRP implementation and the grant agreement plans. Through the Delivery Partners³, the PMR Secretariat will identify areas for improvement and take necessary actions to improve performance. To this effect, the proposed PMR Operations Monitoring System contains two tools:
- a. A **PMR Dashboard**, which allows for the monitoring of key (mainly administrative) milestones of the PMR process in all Implementing Country Participants (see Annex I); and
 - b. **Country MRP Implementation Reports**, which provide an overview of the progress made in each Implementing Country Participant toward reaching the objectives outlined in its respective MRP. Each Country MRP Implementation Report will have its own indicators based on the World Bank's Project Appraisal Document (PAD) and draw directly upon the information gathered from the **Grant Reporting and Monitoring (GRM)** – a system used by the World Bank for the countries receiving grant financing to report on the implementation and outcome of financed activities.
23. The PMR Operations Monitoring System is the key internal tool to help the PMR Secretariat and Delivery Partners monitor the work of Implementing Country Participants. It captures key elements of expected results from PMR operations in Implementing Country Participants, by outlining proposed program indicators for each stage of preparation or implementation, frequency of data collection, data sources and methods, as well as responsibilities for this data collection and consolidation for monitoring purposes. As it evolves, the PMR Operations Monitoring System will serve several purposes at the heart of performance-based management, including supporting the PMR's knowledge management objectives and providing a basis for communication and adaptive management.
24. The PMR Secretariat will build on the PMR Dashboard and the Country MRP Implementation Reports to report to the PA. The PMR will provide additional guidance for Implementing Country Participant progress reporting to ensure that PMR level indicators are adequately informed through their MRP implementation reporting. The PMR Secretariat will also help outline the respective expected capacities, roles, tasks required to implement and periodically improve the PMR Operations Monitoring System at the PMR level.

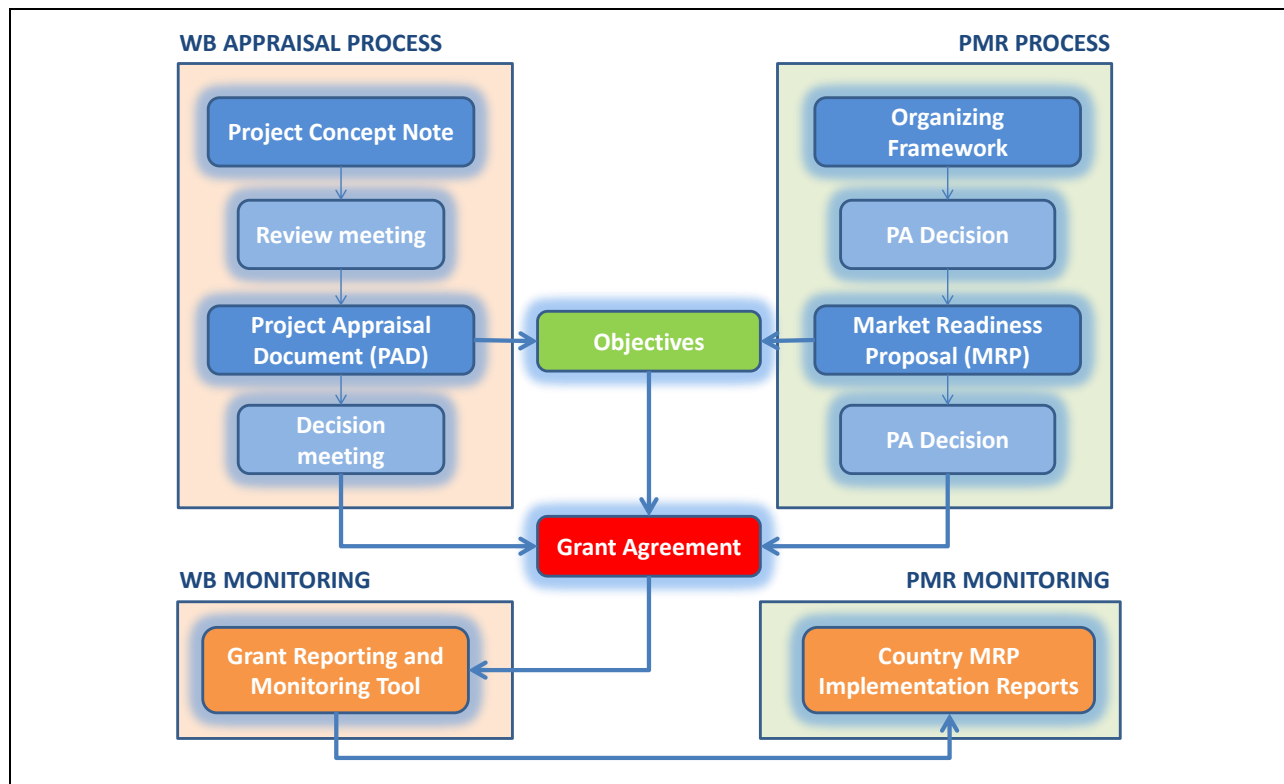
³ Delivery Partner refers to the World Bank's regional units. In the case of Vietnam, both the Asian Development Bank and the World Bank are Delivery Partners.

25. The two reporting tools will enable regular and consistent reporting of PMR results at a global level, some of which will be aggregated through the effective collection of valid and consistent monitoring data at the country level.

B. Reliance on Existing World Bank Monitoring Tools

26. Implementing Country Participants and Delivery Partners are expected to report on actions underway and completed for each phase of the PMR process toward the implementation of the MRP. In this regard, they will build upon the unique set of objectives laid out in each country’s MRP, which, in turn, will be reflected in the Results Framework established as part the **Project Appraisal Document (PAD)** prepared for the World Bank’s internal appraisal process (Figure 3). Indeed, as part of its fiduciary responsibilities, the World Bank requires that all activities go through an appraisal process. Therefore, before grant funding for the implementation of MRPs can be awarded, each Implementation Country’s PMR process will be assessed internally by the World Bank’s Regional Departments and will be reflected in a PAD prepared for this review. The template of the Results Framework used in the PAD, as well as an indicative example of how such Results Framework could look like for a country proposing to establish, e.g., data management and MRV systems, are provided in Annex I to this note. The PMR Secretariat will consolidate this country level reporting at the PMR level, to provide a global picture on operations performance.

Figure 3 – Link between World Bank (WB) and PMR Processes and Monitoring Frameworks



27. The Country MRP Implementation Reports will use the indicators developed in the PAD and draw directly upon the information gathered through the World Bank internal monitoring process, i.e., through the Grant Reporting and Monitoring (GRM) application (Figure 3). The GRM is a simplified tool designed to provide qualitative reports on the progress and results of (recipient executed) grants financed under Trust funds managed by the World Bank. The frequency of reporting and the layout of the report can be adapted to the requirements of the PMR. GRM provides trust fund managers with great flexibility in designing the report format most suitable to their program.
28. An example of a GRM Report produced for the Democratic Republic of Congo under the Bank-managed Forest Carbon Partnership Facility is provided, for information purposes, in Annex II to this note.
29. The World Bank has a legal obligation to report on the use of grant funds provided by donors. The reporting generally must cover both financial information and the progress of grant funded activities, including reports on their contribution to the development objective for which the grant was established. The World Bank also must monitor how resources are utilized, whether the funding is from the administrative budget, loans/credits, or from a trust fund. The reporting and monitoring function has become increasingly important with donors that want demonstrable results from their contributions to the World Bank.
30. The indicators in the PAD and the assessment of GRM are country specific, given that each country's MRP activities vary significantly. However, as experience is gained overtime, the PMR Secretariat would examine the need and feasibility to develop a set of general criteria applicable to all the MRP implementation.

C. Timing and Frequency of Reporting

31. Implementing Country Participants will supply data for the PMR Results Framework through the Country MRP Implementation Reports. Delivery Partners will supply data through their annual GRM. The PMR Secretariat will report annually to the PA on the overall status of implementation of the PMR and Implementing Country Participants' MRPs, through a number of performance indicators (to be defined). It is expected that one annual PMR Operations Monitoring and Supervision Report will be prepared in time for consideration at the May/June PA Meeting, to help inform the annual work planning and budgeting discussions for the PMR.

D. Roles and Responsibilities

32. The PMR Operations Monitoring Report outlines the partners responsible for tracking and recording each performance indicator (to be defined), the data that will be consolidated at the PMR level by the PMR Secretariat, and reported to the PA. In order to ensure successful implementation of the Results Framework, roles and responsibilities would apply as follows:

- a. PMR Secretariat: The PMR Secretariat will be responsible for collecting data from all relevant partners and the periodic aggregation of these data for the purpose of annual progress reporting to the PA. The PMR Secretariat will need to establish a simple Excel database and consolidate results collected well in advance of each May/June PA meeting, so as to inform in a timely manner its annual operations progress reporting to the PA. The PMR Secretariat will also ensure that reporting from countries and from Delivery Partners is of adequate quality and timely, and, as relevant, provide additional guidance to ensure the reporting standards are adequately followed and met so as to properly inform the overall PMR Results Framework.
- b. PA: The PA will receive reporting from the PMR Secretariat on the PMR's operations performance in achieving results and milestones on an annual basis and serve as a forum for information and knowledge exchange around reported results. The PA's role will be to ensure overall performance oversight to ensure high-quality and timely results.
- c. Implementing Country Participants: Countries will provide information on the progress made against their MRP objectives, using the indicators and assessment in the PAD and GMR. In the upcoming reporting cycles, data collected from each country will be especially important to inform market readiness progress (establishment of core readiness components), reporting on pilots, and the dissemination and application of PMR lessons and knowledge products.
- d. Delivery Partners: Delivery Partners will ensure that PMR funding is effectively and efficiency used, by implementing with partner countries their own result-based reporting using the GRM format and rating system (Section B, above), ensuring internal quality control on this reporting, as well as supporting high-quality, mid-term and final progress reporting by countries. Delivery Partners, the PMR Secretariat and Implementing Country Participants will work together to ensure timely reporting to the PA.

Annex I
Results Framework Used in World Bank Project Appraisal Document (PAD)

A. Blank Template

Annex 1: Results Framework and Monitoring												
Country: {Country}												
Project Name: {Project Name} (PXXXXXX)												
Results Framework												
Project Development Objectives												
PDO Statement												
These results are at												
Project Development Objective Indicators												
Indicator Name	Core <input type="checkbox"/>	Unit of Measure	Baseline	Cumulative Target Values					End Target	Frequency	Data Source/ Methodology	Responsibility for Data Collection
				YR1	YR2	YR3	YR4					
	<input type="checkbox"/>											
	<input type="checkbox"/>											
Intermediate Results Indicators												
Indicator Name	Core <input type="checkbox"/>	Unit of Measure	Baseline	Cumulative Target Values					End Target	Frequency	Data Source/ Methodology	Responsibility for Data Collection
				YR1	YR2	YR3	YR4					
	<input type="checkbox"/>											
	<input type="checkbox"/>											

Annex 1: Results Framework and Monitoring

Country: {Country}

Project Name: {Project Name} (PXXXXXX)

Results Framework

Project Development Objective Indicators

Indicator Name	Description (indicator definition etc.)

Intermediate Results Indicators

Indicator Name	Description (indicator definition etc.)

B. Indicative Example

Below is an indicative example of what a Results Framework used in a World Bank PAD could look like for a country proposing to establish data management and MRV systems under a PMR Market Readiness Proposal.

Annex 1: Results Framework and Monitoring	
Country: XXXXXXXX	
Project Name:	
Results Framework	
Project Development Objective Indicators	
Indicator Name	Description (indicator definition etc.)
Share of Installations Reporting GHG Data Submissions	Percentage of covered installations reporting their GHG data for year 2015 by 30 June 2016.
Submission of a Carbon Markets Policy Options Document to National Climate Change Board	Policy options document on carbon market policy instruments submitted to the National Climate Change Board for its consideration.
Intermediate Results Indicators	
Indicator Name	Description (indicator definition etc.)
Web-based GHG Data Management System	A comprehensive and robust web-based database and registry system for the monitoring, reporting, and verification of GHG emissions is established.
Establishment of MRV systems in currently uncovered sectors	GHG monitoring, reporting and verification (MRV) systems studied and possibly established for sectors not covered under the MRV by-law.
Voluntary Piloting of MRV by Companies	Requirements and process of MRV by-law is piloted among volunteering companies, verifiers, etc.
Background Analytical Reports Feeding into the final Policy Options and Recommendations Report	No description provided.

ANNEX II
Grant Reporting and Monitoring (GRM) Report

A. Example of a Report produced for the Democratic Republic of Congo under the Forest Carbon Partnership Facility

World Bank - Grant Reporting and Monitoring (GRM) Report	
Report to Donor	
Ref. TF093871	Reporting Period: 03/19/2009 to 03/31/2011
Printed On: 11/14/2012	Report Type: Completion
	Report Status: Approved
<p>Assignment: TF093871</p> <p>DRC: FCPF READINESS GRANT</p> <p>FCPFR - FOREST CARBON PARTNERSHIP FACILITY</p> <p>Task Team Leader: 00000055111 - Simon A. P. Rietbergen Approving Manager: 00000096218 - Idah Z. Pswarayi-Riddihough</p>	
Summary Information	
TF Status	ACTV
Recipient Country	Congo, Dem Rep
Executed By	Recipient
Managing Unit	8107 - AFTN1
Grant Start Date / Closing Date	03/19/2009 to 06/30/2011
Program Manager	
Original Grant Amount	200,000.00
Grant Amount	200,000.00
Outstanding Commitments	0.00
Cumulative Disbursements	191,086.21 as of 03/31/2011
Disbursed 03/19/2009 to 03/31/2011	191,086.21
Donor	TF602001 - MULTIPLE DONORS
<p><i>This GRM report includes the following sections: Overview, Completion, Disbursements, Procurement Plan, Procurement Actuals.</i></p>	
Report to Donor	Page 1 of 5

World Bank - Grant Reporting and Monitoring (GRM) Report

Report to Donor

Ref.	TF093871	Reporting Period:	03/19/2009 to 03/31/2011
Printed On:	11/14/2012	Report Type:	Completion
		Report Status:	Approved

OVERVIEW

Overall Assessments

Grant Objectives:

The objective of the Project is to assist the Recipient to develop a Readiness Plan, on the basis of the Readiness Plan Idea Note following the FCPF template for the Readiness Plan.

Overall progress from 03/19/2009 to 03/31/2011 with regard to Achieving Grant Objectives:

Comment:

The grant objective was fully achieved. The Democratic Republic of Congo's (DRC) Readiness Plan (R-PP) for Reducing Emissions from Deforestation and Degradation and protecting and enhancing carbon stocks (REDD+) was discussed by the Participants' Committee of the Forest Carbon Partnership Facility (CPF) in their session of March 2010 and finally approved in July 2010. Since then, the National REDD Coordination has continued work on the REDD+ Strategy, for which a second FCPF grant for \$3.4 million was approved in March 2011.

Overall progress from 03/19/2009 to 03/31/2011 with regard to Implementation of Grant Financed Activities:

Comment:

The implementation of the grant was satisfactory. Disbursement percentage was over 95% and financial management was satisfactory. The audit report covering the period up to 31 December 2010 is due on 30 June 2011. The audit has already been carried out and the report is expected to be delivered on time.

Grant follow-up and structure

Description and context of Grant:

The grant has four components:

- i) Roadmap for the preparation of a REDD+ Strategy;
- ii) Preparation of roadmap for design of a system for Monitoring, Reporting and Verification (MRV),
- iii) Preparation of roadmap for the establishment of a Reference Levels;
- iv) promotion of consultations on the R-PP.

Expected follow up (if any): Follow up Bank project/loan/credit/grant

Comment on follow up:

A second grant from the Forest Carbon Partnership Facility (FCPF) for US\$3.4 million for the preparation of the national REDD+ strategy has already been prepared (P124072)

End Date of Last Site Visit:

Restructuring of Grant:

COMPLETION

Overall Assessments and Lessons Learned

Main lessons learned:

There are four main lessons:

1. Given the sensitive nature of interactions on REDD between DRC government and civil society stakeholders (and within civil society between indigenous peoples rights groups and environment & development NGOs), it was important to have intensive process management supervision by the Bank of this activity. This was achieved by having a Carbon Finance Specialist posted in the field.
2. The Congolese government has remained firmly in the driver's seat of the whole REDD+ exercise, despite a variety of donors involved and a large contingent of foreign Technical Assistance. This was both because of true national leadership and because of the willingness of all the REDD+ donors to stick to the "rules of the game" in this respect.
3. The REDD Readiness process encouraged Congolese NGOs to organize themselves into a platform ("Working Group on Climate

Report to Donor

Page 2 of 5

World Bank - Grant Reporting and Monitoring (GRM) Report

Report to Donor

Ref:	TF093871	Reporting Period:	03/19/2009 to 03/31/2011
Printed On:	11/14/2012	Report Type:	Completion
		Report Status:	Approved

and REDD, GTCR), which increased their capacity to make their voice heard and to mobilize resources for stakeholder consultations on the topic.

4. The Bank's active role in sharing knowledge, both in terms of cross-fertilizing the REDD Readiness process with inputs from the outside and in terms of reaching out to the world to explain DRC's approach to the REDD Readiness process, and the results it was generating, paid off in a big way. This was achieved in large part through excellent collaboration between ENVCF and AFTEN, as well as with the Bank's external partners (DRC Ministry of the Environment UN-REDD, Norway).

Overall outcome (and its Sustainability):

Comment:

It is difficult at this stage to comment on the overall outcome and its sustainability, given that the REDD+ Readiness process is set to continue for years. However, there are four clear outcomes so far and they are very promising. One is improved knowledge of the REDD and climate change agenda in DRC, which has led to the new Poverty Reduction Strategy having one pillar (out of four) on environment and climate change. The second clear outcome so far is that the quality of interactions between government and civil society has improved significantly. The third one is that DRC is recognized as a regional leader on REDD+ and that there is much demand from other COMIFAC countries for knowledge sharing and collaboration, which the Bank can facilitate through the GEF-funded and Bank-managed Central Africa Regional REDD project. The fourth outcome is that successful completion of the R-PP has helped the government in leveraging additional resources from the UN-REDD program, and the Japanese (for Monitoring, Reporting and Verification of forest carbon emissions reductions). All four of these outcomes should be ascribed to the REDD+ Readiness process as a whole, in which the current Bank-managed Trust Fund operation played a decisive catalytic role.

Bank Performance:

Comment:

The Bank performed well in important but tricky areas such as

1. Coordination with parallel UN-REDD and other donor assistance to the DRC REDD Readiness process, despite the relatively small funding envelope managed by the Bank
2. Constructive nature of interactions with local and international civil society on the subject
3. Knowledge sharing, including innovations such as the "International REDD University" held in Kinshasa in summer 2010

Additional Assessment

Development / strengthening of institutions:

Comment:

The REDD+ Readiness process encouraged Congolese NGOs to organize themselves into a platform ("Working Group on Climate and REDD, GTCR), which increased their capacity to make their voice heard and to mobilize resources for stakeholder consultations on the topic. Although the Bank's financial contribution was modest, its catalytic role in the REDD+ Readiness process in DRC contributed substantially to this result - both through the active engagement of the Bank's field-based staff with the national NGO community and through helping to mobilize additional funds from other donors for their involvement in the REDD+ Readiness Process.

Mobilization of other resources:

Comment:

A multiple of the Bank-managed Trust Fund budget was mobilized by the Congolese government from other donors. Some donors were no doubt more comfortable with providing such funding following the Bank's early engagement in the REDD+ Readiness process in DRC, through the current grant.. The task team also leveraged additional internal resources, in particular PREM funding for a Political Economy Analysis of REDD+.

Knowledge exchange:

Comment:

The Bank played a very active role in sharing knowledge, both in terms of cross-fertilizing the REDD Readiness process with inputs from the outside and in terms of reaching out to the world to explain DRC's approach to the REDD Readiness process, and the results it was generating. This was achieved in large part through excellent collaboration between ENVCF and AFTEN, as well as with the Bank's external partners (DRC Ministry of the Environment, Congolese civil society, UN-REDD, Norway).

Report to Donor

Page 3 of 5

World Bank - Grant Reporting and Monitoring (GRM) Report

Report to Donor

Ref.	TF093871	Reporting Period:	03/19/2009 to 03/31/2011
Printed On:	11/14/2012	Report Type:	Completion
		Report Status:	Approved

Client's policy / program implementation:

Comment:

In terms of implementation of DRC's overall REDD+ strategy, it is too early to judge whether the grant has had a decisive long-term impact - even the next FCPF grant is for strategy development, not implementation. The advanced nature of DRC's REDD Readiness process to which the grant contributed, however, has had two noticeable impacts:

1. It made DRC an ideal candidate to be a pilot country for the Forest Investment Program (FIP), one of the World Bank-managed Climate Investment Funds, which intends to invest \$60 million in DRC. Along with Burkina Faso, DRC will be the first FIP pilot country to present its FIP investment plan for approval to the FIP sub-committee session of 29-30 June 2011. If DRC's FIP investment plan is duly approved in June, the implementation of FIP investments may start as early as mid FY13.
2. The inputs generated by DRC's REDD Readiness process have led to some realignment of activities under the Ecosystem Services component of the Bank-funded DRC Forest and nature Conservation Project (P100620).

Efficiency:

Comment:

The grant resources were used efficiently and the speed of grant implementation was satisfactory.

Replicability:

Comment:

DRC is a very particular country (extremely large and diverse, "post-conflict" but with some conflicts still lingering) so some of the experience will be relevant mainly to other post-conflict countries. Other elements of the current grant are likely to be replicable more generally, however. The REDD+ technical work carried out in DRC is highly relevant to other Congo Basin countries, which have similar forest types and socio-economic characteristics and whose people use forests in similar ways. In particular, the methodologies used for the studies on drivers of deforestation, benefit sharing arrangements and funds management are highly replicable. Finally, the emphasis on engaging with the national civil society and the investment in communication and knowledge sharing are more universally replicable.

Main recommendations to stakeholders:

Maintaining and enhancing the constructive relationship among government and NGO stakeholders and technical and financial partners will be crucial for putting together a solid REDD+ strategy and implementing it successfully in DRC

Main recommendations to Bank Management:

The current DRC project portfolio has not been substantially informed by the REDD+ (Reduced Emissions from Deforestation and Degradation and enhancement of forest carbon stocks), work as the latter is very recent. REDD+ recommendations can provide major contributions to the Agriculture, Energy and Infrastructure sectors among others. It will be important to start informing the Bank's evolving portfolio with the preliminary results of the REDD+ now, and not wait until the REDD+ strategy is completed (in FY14 or FY15). Initial discussions between the task teams leading on the Forest Investment Program and the proposed Growth Poles Project show that there is considerable scope for synergies between REDD+ and the rest of the Bank's portfolio in DRC.

DISBURSEMENTS

Disbursements Summary in USD

Date From	Date To	Planned Cumulative	Planned Period	Actual Cumulative	Actual Period
01/01/2009	06/30/2009	0.00	0.00	0.00	0.00
07/01/2009	12/31/2009	0.00	0.00	100,000.00	100,000.00
01/01/2010	06/30/2010	0.00	0.00	177,082.40	77,082.40
07/01/2010	12/31/2010	0.00	0.00	191,086.21	14,003.81

World Bank - Grant Reporting and Monitoring (GRM) Report

Report to Donor

Ref. TF093871
Printed On: 11/14/2012

Reporting Period: 03/19/2009 to 03/31/2011
Report Type: Completion
Report Status: Approved

01/01/2011	06/30/2011	0.00	0.00	191,086.21	0.00
------------	------------	------	------	------------	------

PROCUREMENT PLAN

None

PROCUREMENT ACTUAL

None