

# **Partnership for Market Readiness**

## Country Program Report for PA-23

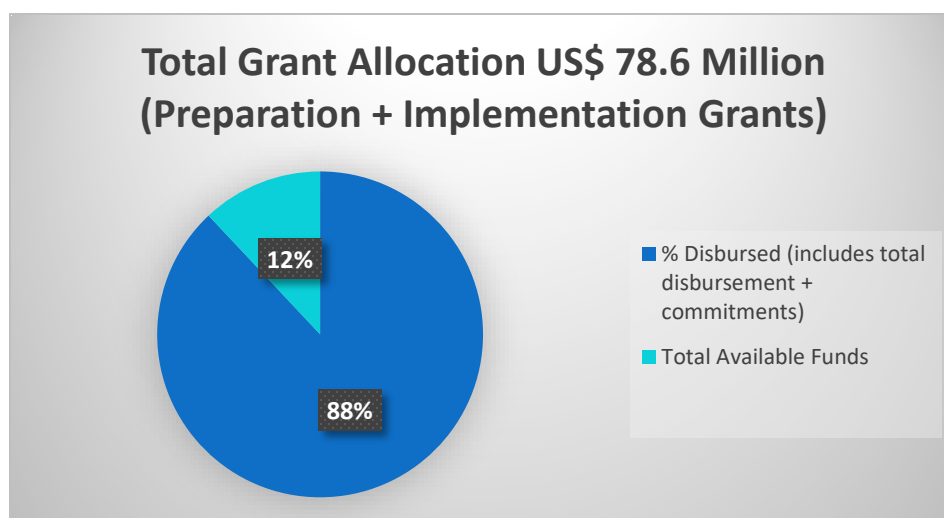
PMR Note PA23-2020-01  
October 2020

## I. BACKGROUND

1. The Country Program Report for FY20 as of October 2, 2020, provides the grant status in terms of disbursements, commitments and remaining budget of each PMR Participant. The number of PMR Participant countries is 23 (19 Implementing Country Partners and 4 Technical Partners receiving targeted technical support).

## II. OVERALL COUNTRY GRANT STATUS

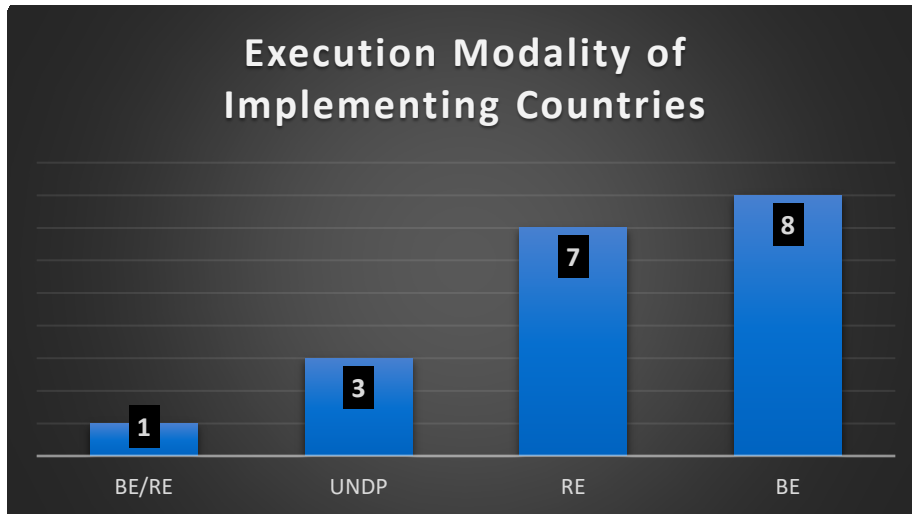
2. A general overview of the PMR’s status of total grant allocation to countries since the program began in 2011 includes both preparation and implementation grants. As of October 2, 2020, this allocation totals US\$ 78.6 million including US\$72.3 million<sup>1</sup> for implementation. Since the PMR began, the overall operating expenditure for countries (actual disbursements plus commitments) equal 88 percent of total grant allocation.



## III. GRANT EXECUTION MODALITIES

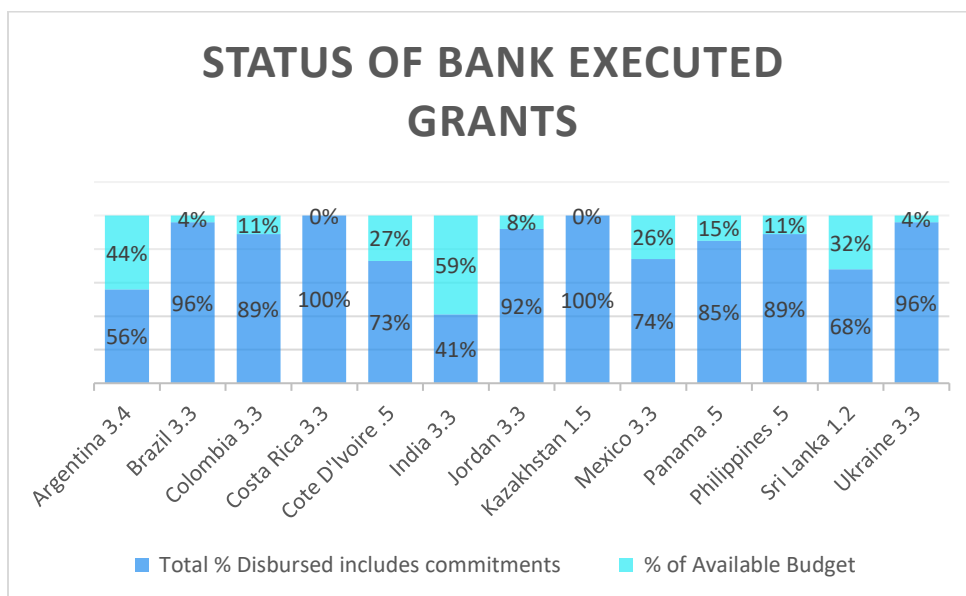
3. The following table shows the different execution modalities under PMR. Eight of the grants are Bank Executed (BE), seven are Recipient Executed (RE), three are executed by the UNDP (external delivery partner) and one, Sri Lanka, has a split execution of BE and RE.

<sup>1</sup> This total has been adjusted due to the restructuring of South Africa’s program from US\$5 million to US\$ 3.8 million.

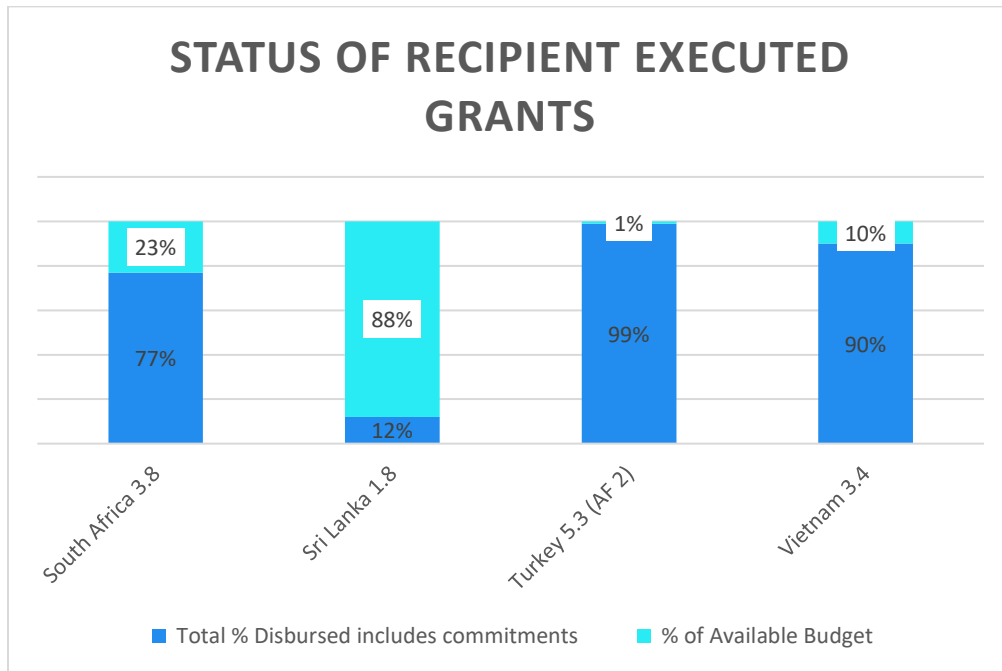


#### IV. PREPARATION AND IMPLEMENTATION GRANT EXECUTION

4. **Bank Executed Grants:** The following table provides the status of Bank Executed Grants (including Sri Lanka’s U\$ 1.2 million) by individual countries; disbursements (which include commitments) and remaining budget.

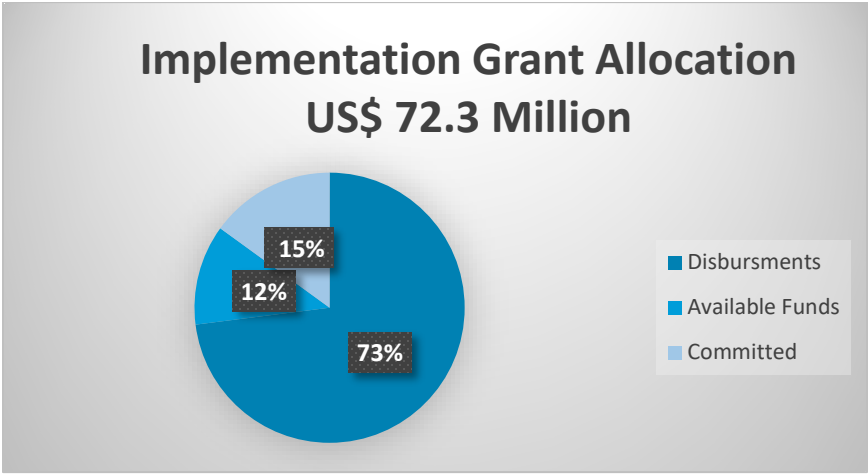


5. **Recipient Executed Grants:** The Recipient Executed grants below exclude Chile, China, Morocco and Thailand which have closed.

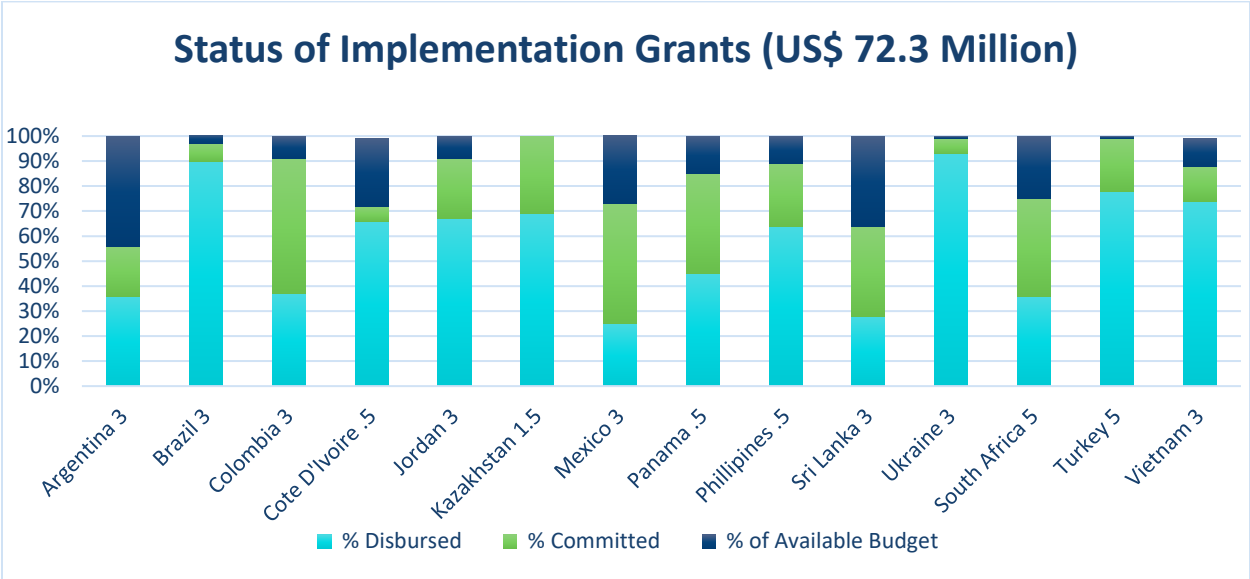


## V. IMPLEMENTATION GRANT EXECUTION

6. The total implementation grant allocation (excluding preparation grant) per country totals US\$ 72.3 million; 73 percent has been disbursed, 15 percent has been committed and 12 percent is the remaining available budget.



7. The following table includes the status of the implementation grants for ICPs and Targeted Technical support for TPs which show the percentage disbursed; committed and available budget for each country. This table shows exclusively the implementation grant allocation.



8. **Closing Date:** Chile, China, Indonesia, Morocco, Peru and Thailand have completed their country programs. Most of the remaining countries have now extended the program closing date to February 28, 2021.

Country	Closing Date	% Disbursed
Argentina	January 31, 2021	56
Brazil	December 31, 2020	96
Colombia	December 15, 2020	89
Costa Rica	December 31, 2020	100
Chile	Closed	
Cote d'Ivoire	December 31, 2020	73
South Africa	February 28, 2021	77
Turkey	December 31, 2020	99
Jordan	February 28, 2021	92
Kazakhstan	February 28, 2021	100
Mexico	February 28, 2021	74
Morocco	Closed	60
Panama	February 28, 2021	85
Philippines	December 31, 2020	89
Sri Lanka	February 28, 2021	68
Ukraine	December 31, 2020 (extension pending)	96
China	Closed	100
Thailand	Closed	100
Vietnam	December 31, 2020	90
India	Dropped	
Indonesia	Closed	100
Peru	Closed	100
Tunisia	December 31, 2020	100

## **VI. REVIEW OF THE COUNTRY PROGRAM**

9. Following the PA20, the programs in Morocco, Chile, China, Thailand have closed; three countries – South Africa, Mexico and Sri Lanka confirmed that they would not a part of the original grant allocation. Additionally, India did not continue with its program.

## **V. SUMMARY**

10. In addition to Chile, China, Indonesia, Morocco, Peru and Thailand, which have completed their programs, seven countries -- Brazil, Costa Rica, Jordan, Kazakhstan, Turkey, Ukraine and Vietnam are close to completing their programs with over 90 percent of the funds disbursed/committed. Colombia, Panama, and The Philippines have disbursed/committed over 80 percent.

11. The period between the PA22 and PA23 has shown an increase in terms of implementation with the total disbursement moving from 77% to 88%.

12. Currently, around US\$9million still remains to be disbursed in the remaining time left by Argentina, Cote d'Ivoire, Mexico, South Africa, Sri Lanka, and Tunisia.

13. The COVID-19 pandemic has had a little influence on some country programs with workshops and capacity building programs having to be cancelled or made virtual. However, this has not had a major impact on the scheduling and all the country programs are expected to close by February 2021.