



WORLD  
RESOURCES  
INSTITUTE

# **NEW GHG PROTOCOL STANDARDS**

**FOR ESTIMATING GHG  
REDUCTIONS FROM POLICIES AND  
ACTIONS AND ASSESSING  
PROGRESS TOWARD GHG  
REDUCTION GOALS**

---

## Outline

- Introduction
- Policy and Action Standard
- Mitigation Goals Standard

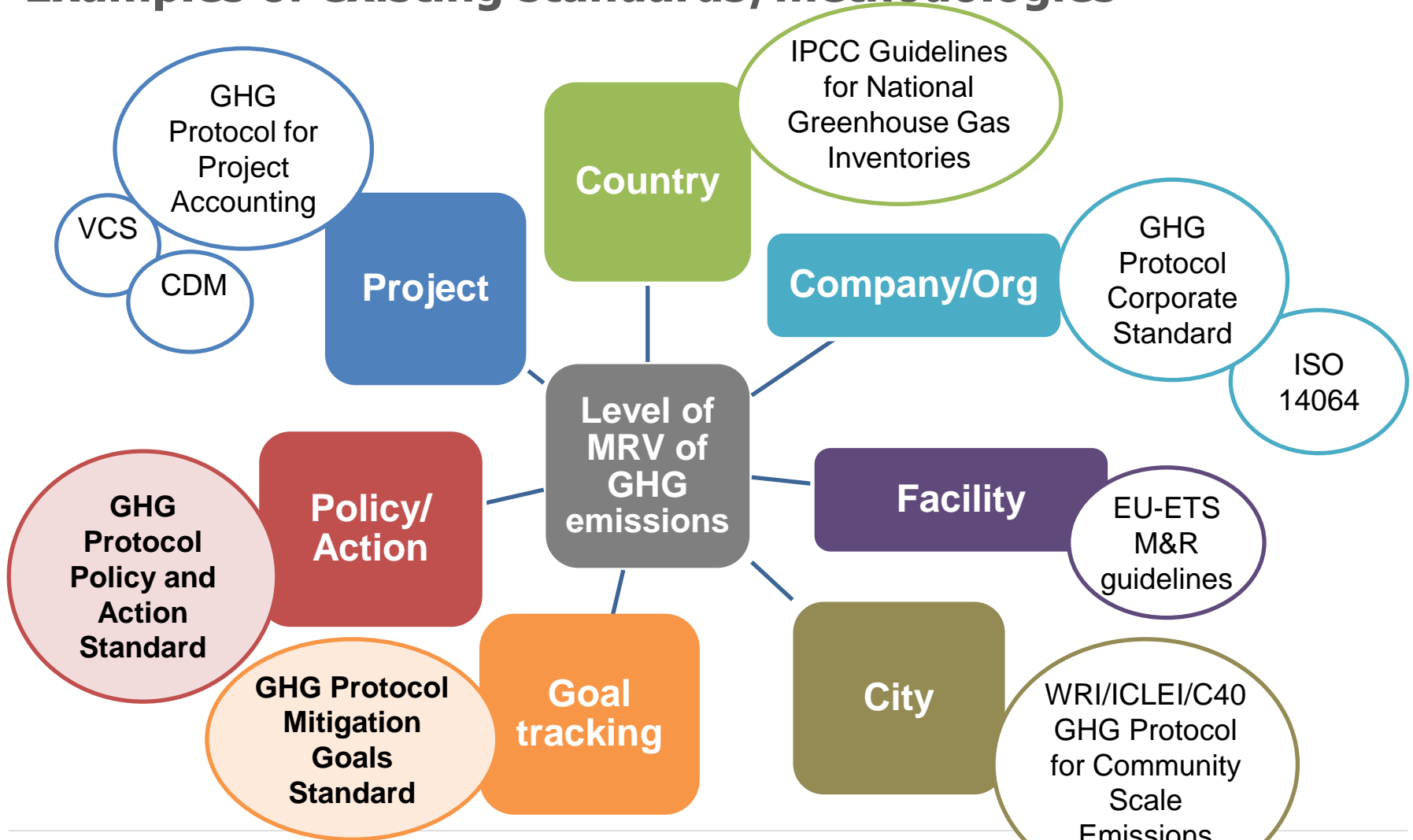
## Need for new tools

- Diversity of possible contribution types (absolute, intensity, BAU, carbon neutrality, policies and measures, etc.)
- Need to quantify GHG effects of policies and actions
  - Domestic policies and measures
  - NAMAs
- Need to track policy implementation to improve effectiveness and report on progress
- Lack of consistency and transparency in current approaches
- Lack of capacity
- No international guidelines

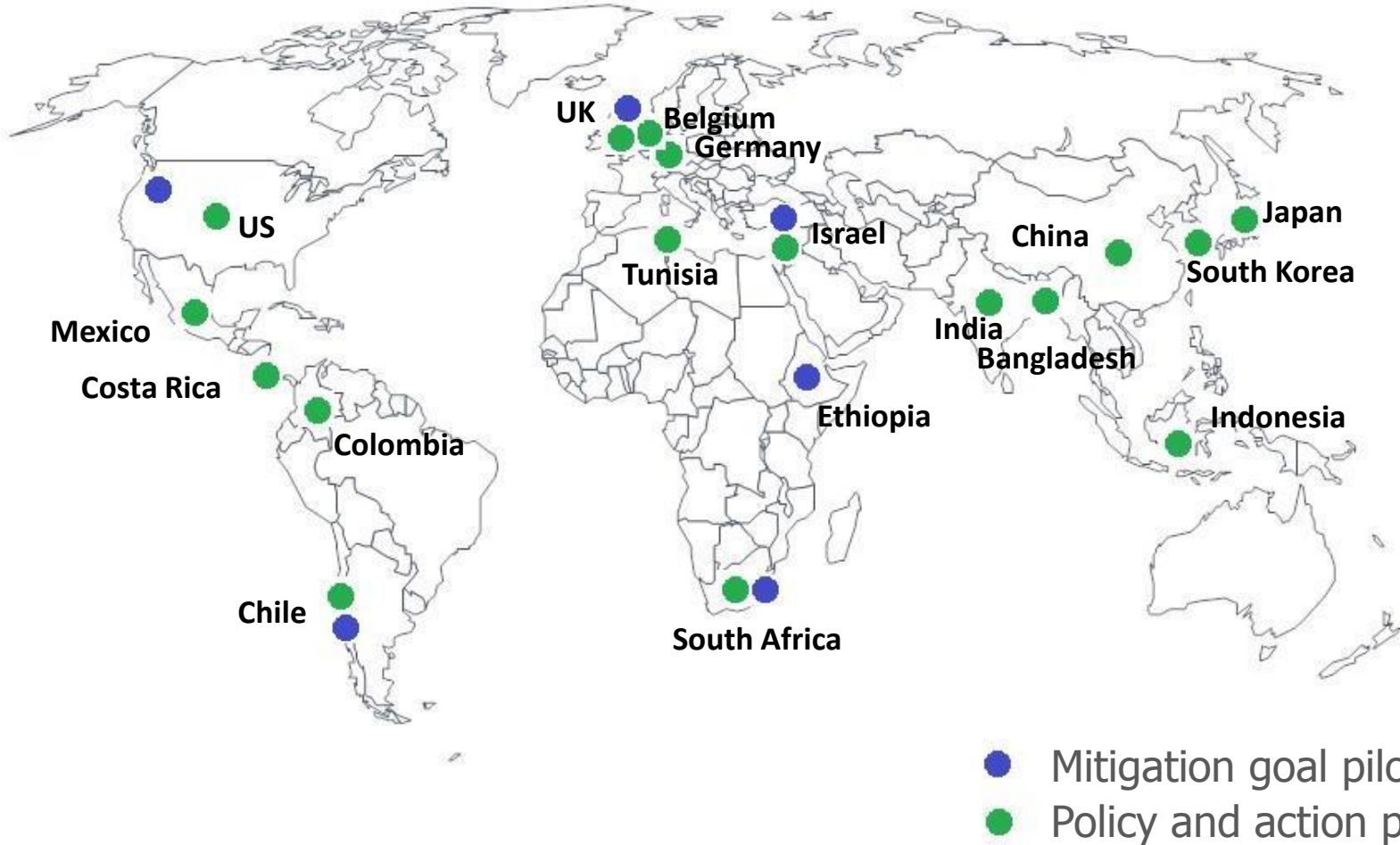
## Overview of standards and tools


Standard	Description
<b>GHG Protocol <i>Policy and Action Standard</i></b>	How to estimate the change in GHG emissions and removals resulting from policies and actions
<b>GHG Protocol <i>Mitigation Goals Standard</i></b>	How to design and assess progress toward national, subnational, or sectoral GHG emissions reduction goals

## Examples of existing standards/methodologies



## Pilot testing: 32 policies/goals in 20 countries/cities





# Policy and Action Standard

## Purpose of the Policy and Action Standard

- Help answer the following questions:
  - Before implementation: What effect is a policy or action likely to have on GHG emissions?
  - During implementation: Is a policy or action on track and delivering expected results?
  - During or after implementation: What effect has a policy or action had on GHG emissions?



## Applicability

- All types of policies/actions
- National, subnational, municipal levels in all countries
- Policies and actions that increase or decrease GHG emissions
- All sectors
  - AFOLU, energy supply, industry, residential and commercial buildings, transport, waste
  - Developing additional sector-specific guidance

## Types of policies and actions

- Regulations and standards
- Taxes and charges
- Subsidies and incentives
- Tradable permits
- Voluntary agreements
- Information instruments
- R&D policies
- Public procurement policies
- Infrastructure programs
- Implementation of new technologies, processes, or practices
- Financing and investment

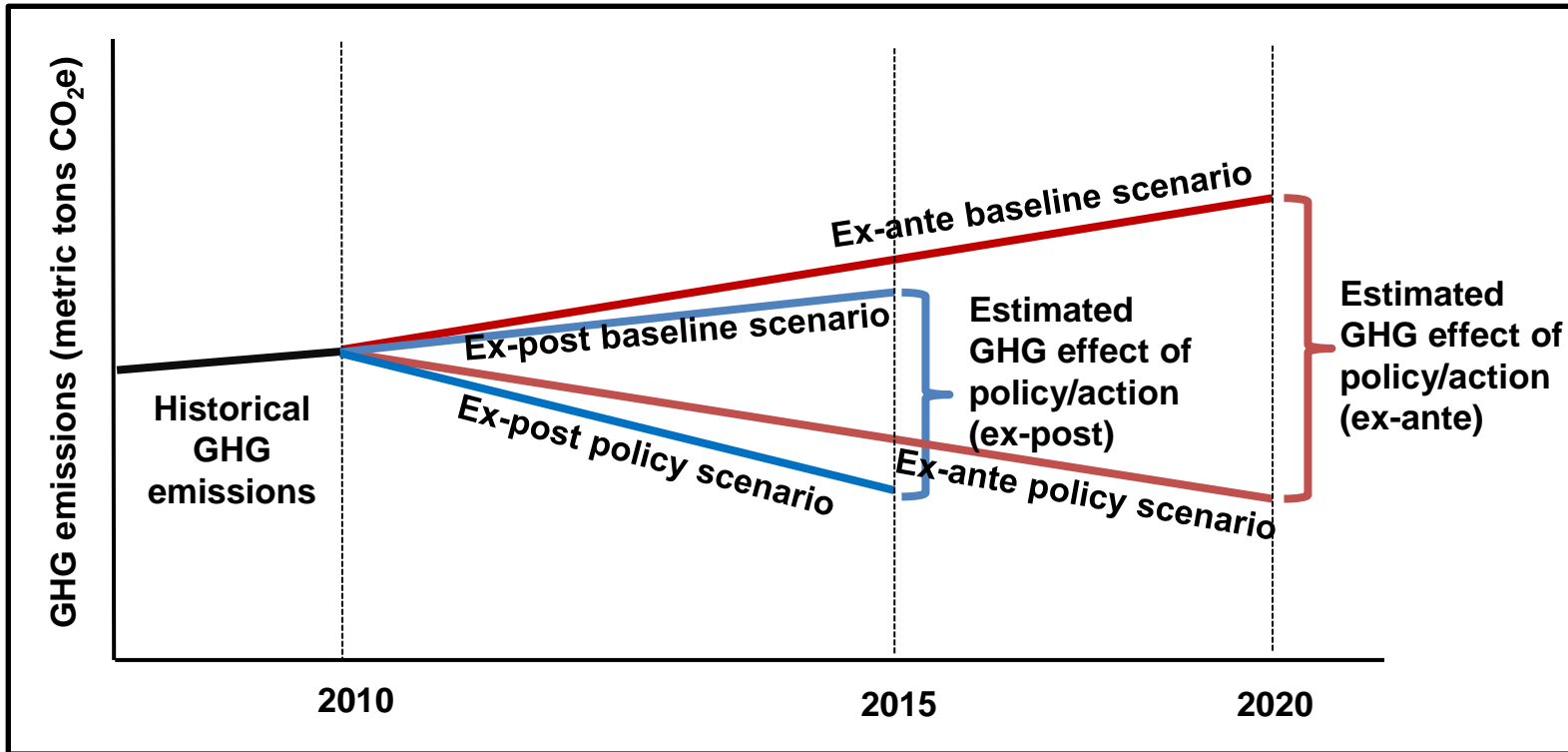
## Objectives of assessing policy impact

- **Inform policy selection and design** by comparing policy options based on their expected GHG effects
- **Evaluate policy effectiveness (and cost-effectiveness)** in delivering intended results
- **Learn from experience** to improve policy implementation and decide whether to continue current activities or implement additional policies
- **Assess contribution** of policies and actions toward GHG reduction goals
- **Report** on GHG effects of policies and actions
- **Attract and facilitate financial support** for mitigation actions by estimating GHG reductions

**Overview of steps**


**Table of contents**

## Ex-ante and ex-post assessment



## Assessing non-GHG effects or co-benefits

- Users may optionally assess non-GHG effects of the policy or action, in addition to GHG effects
  - E.g., air quality improvement, poverty reduction, public health benefits, job creation, etc.
- The basic procedures and steps in the standard can be used to estimate non-GHG effects
- Additional quantification methods and data sources will be necessary (e.g., economic models/data)



# Mitigation Goals Standard

## Purpose

- Help answer the following questions:
  - For jurisdictions that do not have a mitigation goal: Which factors to consider when designing a mitigation goal
  - Before the goal period: How to calculate allowable emissions in the target year or period
  - During the goal period: How to assess and report progress
  - After the goal period: How to assess and report goal achievement



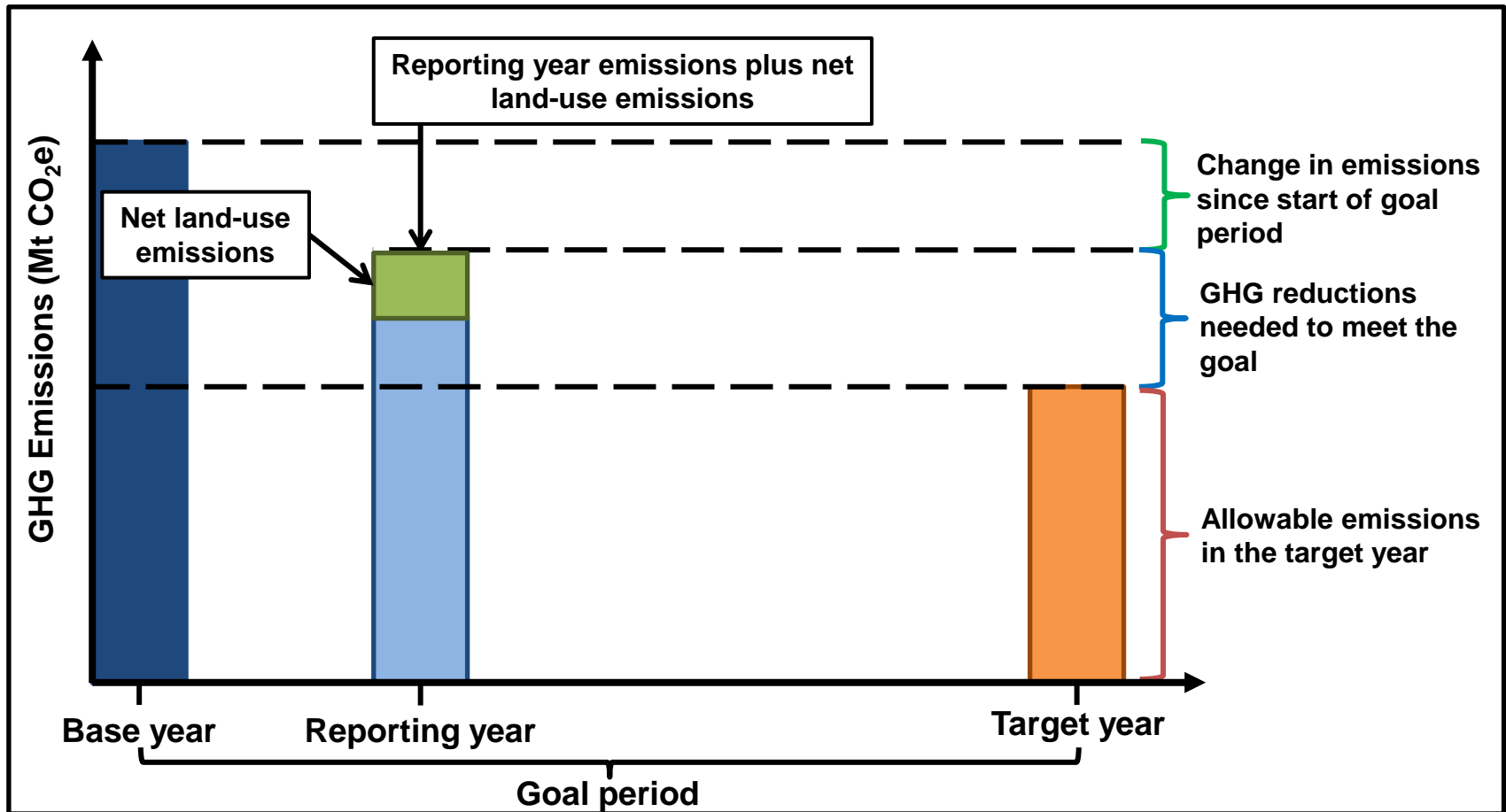
## Designing a mitigation goal: Goal type

Goal Type	Examples	Reductions in what?	Reductions relative to what?
<b>Base year emissions goal</b>	Australia: 80% reduction below 2000 levels by 2050 New York City: 30% below 2005 levels by 2030	Emissions	Historical base year
<b>Fixed level goal</b>	Costa Rica: 'long-term economy-wide transformational effort to enable carbon-neutrality'	Emissions	No reference level
<b>Base year intensity goal</b>	China: 40-45% reduction in CO <sub>2</sub> emissions per unit of GDP by 2020 compared with the 2005 level	Emissions intensity	Historical base year
<b>Baseline scenario goal</b>	Brazil: Between 36.1% and 38.9% below projected emissions in 2020 South Africa: 34% deviation below BAU by 2020	Emissions	Projected baseline scenario

**Overview of steps**

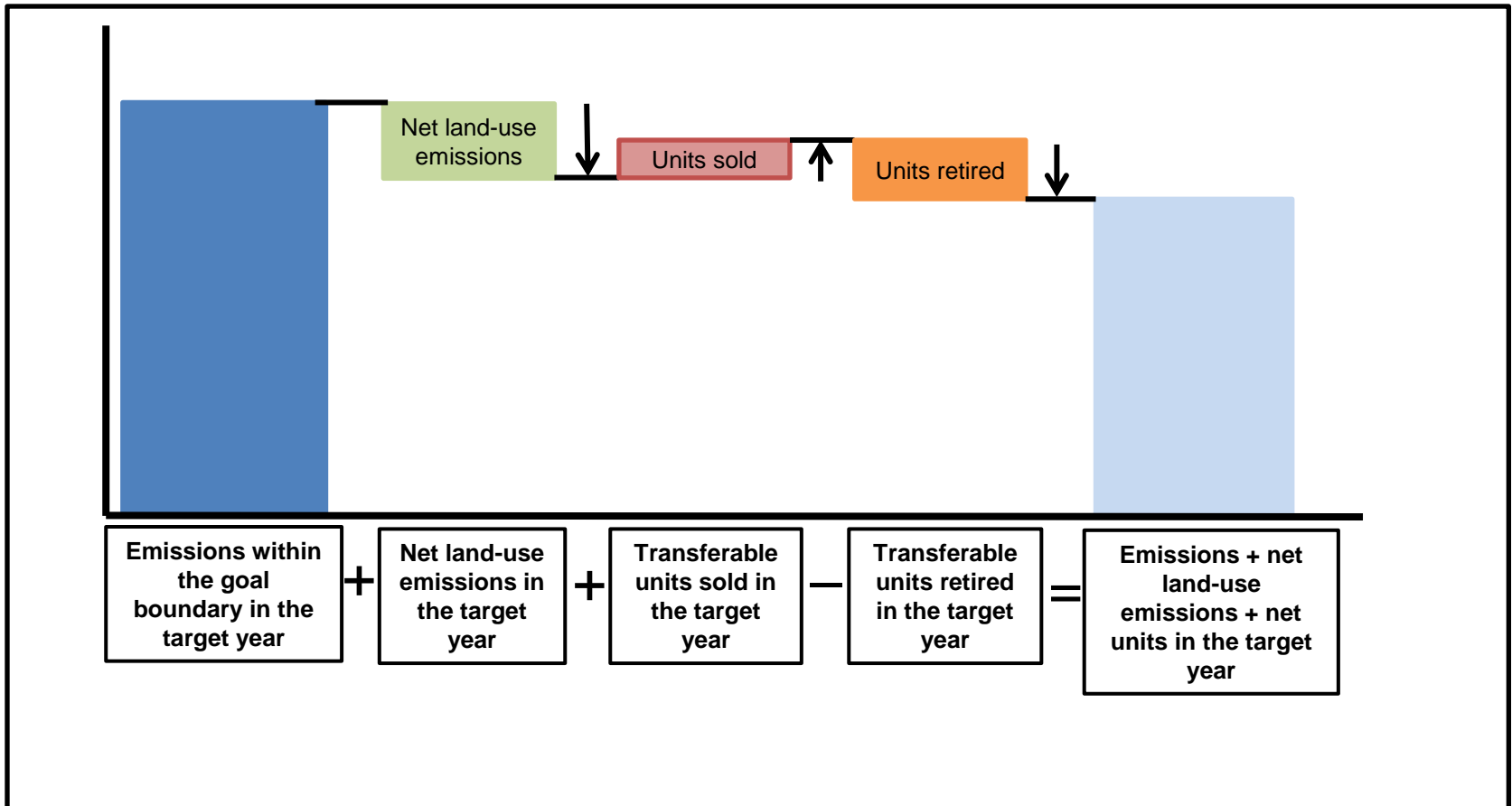
**Table of contents**

## Assessing progress during the goal period



## Assessing goal achievement

- Calculate emissions + net land-use emissions + net units



## Next steps

- Standards will be published in October
- Launch events and training workshops starting in November

## Thank you

Kelly Levin, [klevin@wri.org](mailto:klevin@wri.org)  
Taryn Fransen, [tfransen@wri.org](mailto:tfransen@wri.org)  
David Rich, [drich@wri.org](mailto:drich@wri.org)  
Neelam Singh, [nsingh@wri.org](mailto:nsingh@wri.org)

Supported by:



Federal Ministry  
for the Environment, Nature Conservation,  
Building and Nuclear Safety

based on a decision of the German Bundestag

To download the standards and tools, visit:

[www.ghgprotocol.org/mitigation-accounting](http://www.ghgprotocol.org/mitigation-accounting)

<http://www.wri.org/our-work/project/open-climate-network>

