



Costa Rica
Market Readiness Proposal (MRP)
Partnership for Market Readiness
Final Report

Ministry of Environment and Energy

February 2013



Contents

ACRONYMS	6
1 EXECUTIVE SUMMARY	8
2 GENERAL CONTEXT	18
2.1 Costa Rica’s low emissions development goal	18
2.2 International context: Costa Rica’s pledge on voluntary mitigation action and underlying considerations	19
2.3 Overview: composition of Costa Rica’s GHG emissions and projected emissions trends	20
2.3.1 Greenhouse gas (GHG) emissions	20
2.3.2 Emissions scenarios	21
2.4 Review of policy and institutional framework to advance low emissions development	22
2.4.1 National Climate Change Strategy (NCCS)	22
2.5 Experience with GHG market instruments	24
2.5.1 The Certifiable Tradable Offset (CTO)	25
2.6 Carbon Neutrality target and strategy to achieve it	26
2.6.1 Rationale	27
2.6.2 Strategy to achieve Carbon Neutrality	27
3 THE COSTA RICAN DOMESTIC CARBON MARKET	28
3.1 Market framework	28
3.1.1 Rationale	28
3.1.2 General criteria for the Domestic Carbon Market	28
3.1.3 Convergence between demand and supply in the Domestic Carbon Market	31
3.1.4 Rationale	32
3.1.5 Criteria to guide Regulatory and Institutional Framework considerations	32
3.1.6 Regulation and oversight	32
3.1.7 Institutional roles and functions	33
3.1.8 Governance: Importance of Ensuring Independence of the Carbon Board	35
3.1.9 Participants	36
3.1.10 Supply and demand infrastructure	36
3.1.11 The Supply Schemes – A Sectoral Approach	37
3.2 Policy options for demand stimulus	39
3.2.1 Benefits and incentives of the UCC	40
3.3 Creation of a market instrument	41
3.3.1 Rationale	41
3.3.2 Generation of UCCs	42
3.3.3 UCC project cycle	42
3.3.4 Introducing the UCC Standard and the domestic voluntary carbon market	44
3.3.5 UCC versus the CER – Rationale for Creating a new Asset Class	45
3.3.6 Wholesale sellers	47
3.3.7 Analysis of Marginal Abatement Costs in the Covered Sectors	47
3.4 MRV for the Carbon Neutrality Standard	48
3.5 Data and reporting	49
3.5.1 Rationale	49
3.5.2 General criteria to guide data and reporting considerations	49
3.5.3 Data and reporting against the Carbon Neutrality Standard	50
3.5.4 Data and reporting in the domestic market	50

3.6	Development of methodologies and protocols.....	51
3.6.1	<i>Rationale</i>	51
3.6.2	<i>General criteria to guide MRV considerations</i>	51
3.6.3	<i>Recognition of international best practice</i>	52
3.7	Registry and data tracking system	53
3.7.1	<i>Rationale</i>	53
3.7.2	<i>General criteria to guide registry considerations</i>	53
3.7.3	<i>Registry features</i>	53
3.7.4	<i>Registry components</i>	54
3.7.5	<i>Options for the Registration Project Management and Transactions</i>	55
3.7.6	<i>Administration</i>	55
3.8	International alignment – international third party audit process	56
3.8.1	<i>Rationale</i>	56
3.8.2	<i>General criteria to guide the International Third Party Audit Process</i>	56
3.8.3	<i>International Third Party Audit Process</i>	57
3.8.4	<i>Linking with International Markets and Crediting and Supported NAMAs</i>	57
3.9	Next steps requiring PMR support	58
4	MITIGATION POTENTIAL BY SECTORS AND MARKET SUITABILITY	59
4.1	General criteria to guide coverage considerations	59
4.2	Power generation sector	60
	<i>Considerations for further analysis about market participation</i>	60
4.2.1	<i>Rationale for focusing on the power generation sector</i>	62
4.2.2	<i>Historic and projected emission levels</i>	62
4.2.3	<i>Policy context pertaining the use of market instruments to reach low emissions development objectives</i>	64
4.2.4	<i>Barriers for implementation of mitigation measures and use of market instruments</i>	64
4.2.5	<i>Interaction with other policy instruments</i>	64
4.2.6	<i>Objective and scope of proposed sector mitigation program</i>	65
4.2.7	<i>Approach for determination of mitigation potential</i>	65
4.2.8	<i>Preliminary estimation of potential emissions reductions</i>	66
4.2.9	<i>Sector readiness activities to be carried on during PMR implementation phase</i>	66
4.3	Agriculture and livestock sector	67
	<i>Considerations for further analysis about market participation</i>	67
4.3.1	<i>Rationale for focusing on the agriculture and livestock sector</i>	69
4.3.2	<i>Historic and projected emission levels</i>	69
4.3.3	<i>Policy context pertaining the use of market instruments to reach low emissions development objectives</i>	70
4.3.4	<i>Barriers for implementation of mitigation measures and use of market instruments</i>	70
4.3.5	<i>Interaction with other policy instruments</i>	71
4.3.6	<i>Objective and scope of proposed sector mitigation program</i>	72
4.3.7	<i>Mitigation options and potential</i>	72
4.3.8	<i>Readiness activities for the PMR implementation phase</i>	73
4.4	The solid waste management sector	74
	<i>Considerations for further analysis about market participation</i>	74
4.4.1	<i>Historic and projected emission levels</i>	76
4.4.2	<i>Context of the policy to use market instruments to reach the mitigation goal.</i>	77
4.4.3	<i>Barriers to policy alignment with market instruments</i>	77

4.4.4	Interaction with other policy instruments.....	78
4.4.5	Objective and scope of proposed sector program	79
4.4.6	Approach for determination of mitigation potential	79
4.4.7	Preliminary estimation of potential emission reductions.....	79
4.4.8	Readiness activities for the PMR implementation phase.....	80
4.5	The transport sector.....	82
	Considerations for further analysis about market participation	82
4.5.1	Rationale for focusing on the transport sector	83
4.5.2	Historic and projected emission levels	84
4.5.3	Context of the policy to use market instruments to reach the mitigation goal.	85
4.5.4	Policy context pertaining the use of market instruments to reach low emissions development objectives	85
4.5.5	Objective and scope of proposed sector mitigation program	86
4.5.6	Approach for determination of mitigation potential	87
4.5.7	Preliminary estimation of potential emission reductions.....	87
4.5.8	Readiness activities for the PMR implementation phase.....	89
4.6	The sustainable building sector.....	90
	Considerations for further analysis about market participation	90
4.6.1	Rationale for focusing on the sustainable construction sector	92
4.6.2	Historic and projected emission levels	93
4.6.3	Policy context pertaining the use of market instruments to reach low emissions development objectives	93
4.6.4	Barriers for implementation of mitigation measures and use of market instruments	94
4.6.5	Interaction with other policy instruments.....	94
4.6.6	Objective and scope of proposed sector program	95
4.6.7	Approach for determination of mitigation potential	96
4.6.8	Mitigation potential.....	96
4.6.9	Readiness activities for the PMR implementation phase.....	97
4.7	Mitigation potential of sector offset programs.....	100
5	ORGANIZATION, COMMUNICATION, CONSULTATION AND ENGAGEMENT .	100
5.1	Organization for MRP	100
5.2	Communication, Consultation and Engagement.....	101
5.2.1	Research and existing documentation	101
5.2.2	Sectorial meetings.....	102
5.2.3	National Workshops.....	102
5.2.4	External cooperation.....	103
5.3	Planned market readiness activities in the implementation phase	103
5.4	Planned Capacity Building Activities	104
5.5	Process of consultation with stakeholders.....	104
6	OVERVIEW OF MARKET READINESS ACTIVITIES, TOTAL BUDGET AND TIMELINE.....	105
7	SOURCES	110
	ANNEX 1. LOG OF COORDINATION PROCESS.....	112
	ANNEX 2. LOG OF CONSULTATIVE PROCESS	113
	ANNEX 3. LOG OF CONSULTATION WITH DONORS	114
	ANNEX 4: INTERNAL TEAMS, STAKEHOLDERS, AND ALLIANCES.....	115
	ANNEX 5. PMR WORK PLAN AND DETAILED BUDGET	119

ANNEX 6. FEEDBACK ON DRAFT MARKET READINESS PROPOSALS (PA4, NOVEMBER 2012).....127

Tables

Table 1. Milestones in Market Infrastructure and Strengthening of Demand	16
Table 2. Milestones in Generation of Supply	17
Table 3. Composition of Emission based on the National GHG Inventory 2005.....	21
Table 4. Sectors included in the NCCS strategic areas	23
Table 5. Emissions of the participating companies	39
Table 6. Activities on market infrastructure development and Demand Strengthening	58
Table 7. Structure of the average generation	65
Table 8. Readiness Activities in Power Sector.....	66
Table 9. Readiness Activities in Agriculture and Livestock.....	74
Table 10. Readiness Activities in Solid Waste Management Sector	81
Table 11. Readiness Activities in Transport Sector	89
Table 12. Strategic Actions and Targets in Sustainable Construction Sector.....	98
Table 13. Readiness Activities in Sustainable Construction Sector.....	98
Table 14. Expected Annual Mitigation by Sector	100
Table 15. Total Market Readiness Budget	107
Table 16. PMR Total Budget and Timetable.....	108

Graphs

Graph 1. Net CO ₂ equivalent emissions in Costa Rica, 2008-2030.....	22
Graph 2. Installed Capacity and Generation 2011	62
Graph 3. Historical variation of thermal plant emissions	63
Graph 4. GHG emissions and Generation by Source 2011.....	63
Graph 5. Composition of GHG Emissions from Agriculture and Livestock.....	72

Figures

Figure 1. NCCS and Mitigation Focused on Organization.....	29
Figure 2. Steps of Country Program for Carbon Neutrality.....	30
Figure 3. Structure of the Costa Rican Domestic Carbon Market	32
Figure 4. Supply/Demand Interaction and Institutional Infrastructure	37
Figure 5. Process for generating UCCs	42
Figure 6. UCC Project Cycle	43

Acronyms

AFODESOS: Association for the Promotion of Sustainable Development
CACR: Architects Association of Costa Rica
CB: Carbon Board
CCC: Costa Rican Construction Chamber
CDM: Clean Development Mechanism
CENCE: National Center for Energy Control
CER: Certified Emissions Reductions
CFIA: Federation of Engineers and Architects
CH₄: Methane
C-neutral: Carbon Neutral
C-neutrality: Carbon Neutrality
CO: Carbon monoxide
CO₂: Carbon dioxide
CO₂e: Carbon dioxide equivalents
COP: Conference of Parties
CTO: The Certifiable Tradable Offset
CYMA: Program of Competitiveness and Environment
DCC: Directorate of Climate Change
DIGECA: Office for Environmental Quality Management
DCM: Domestic Carbon Market
ECA: Costa Rican Accreditation Entity
EPD: Environmental product declarations
FONAFIFO: National Forestry Financing Fund
GDP: Gross Domestic Product
GHG: Greenhouse gases
GIZ: German Agency for International Cooperation
GMA: Grand Metropolitan Area
HFC: Halo fluorocarbons
ICE: Costa Rican Electricity Institute
IMN: National Meteorological Institute
INTECO: Technical Standards Institute of Costa Rica
IPCC: Intergovernmental Panel on Climate Change
IAT: Institute of Tropical Architecture
IWM: Integral Waste Management
LCA: Life-cycle analysis
MAG: Ministry of Agriculture and Livestock
MINAE: Ministry of Environment and Energy
MINSAL: Ministry of Health
MIVAH: Ministry of Housing and Human Settlements
MOPT: Ministry of Public Works and Transportation
MRV: Monitoring, Reporting and Verification
N₂O: Nitrous oxide
NAMA: National Appropriate Mitigation Actions
NCCS: National Climate Change Strategy
NDP: National Development Plan
NEEDS: National Economic, Environment and Development Study for Climate Change

NES: National Electricity System
NGO: Non-Governmental Organization
NMVOC: Non-methane volatile organic compounds
NOx: Nitrogen oxides
OCIC: Office for Joint Implementation,
PES: Payment for Environmental Services
PFC: Per fluorocarbons
PFRNC: Non-Conventional Renewal Source Plan
PRUGAM: Urban and Regional Planning of the Greater Metropolitan Area
QCT: Qualified carbon technician
R&D: Research and development
REDD+: Reducing Emissions from Deforestation and Forest Degradation and Plus
RESET: Requisites for Sustainable Buildings in the Tropics
RSW: Residential Solid Waste
SF6: Sulfur hexafluoride
SINAC: National System of Conservation Areas
SO₂: Sulfur dioxide
SWM: Solid Waste Management
TNA: Technology Needs Assessment
UCC: Costa Rican Compensation Units
UNEP: United Nations Environmental Program
UNFCCC: United Nations Framework Convention on Climate Change
VCS: Verified Carbon Standard
VER: Verified Emissions Reductions

1 Executive Summary

The Carbon Neutrality Pledge and Domestic Carbon Market

The Costa Rican National-Strategy on Climate Change is an integrated, long-term strategy for sustainable development that seeks to align the country's climate change and economic competitiveness strategies. The carbon mitigation component of the strategy focuses on its 2007 national pledge to become carbon neutral by 2021. This commitment was incorporated into the 2011-2014 National Development Plan (NDP), the country's highest-level statement of public policy. The Costa Rican Government through the National Climate Change Strategy (NCCS) intends to establish a Domestic Carbon Market as the primary policy tool to achieve its Carbon Neutrality target. It is intended to assist Costa Rica to meet its target in the most flexible and cost-effective way, while also providing a financial incentive for investment in low emissions technology research, development and commercialization.

Through its participation in the PMR, Costa Rica seeks support to further this integrated strategy through the development, design and implementation of market readiness activities. These involve (i) the completion of the domestic market design, including legal, institutional and regulatory aspects, and registry platform/tracking tools, (ii) the strengthening of demand by assessing a wide range of policy options and implementing pilot activities with firms pursuing the carbon neutrality status, and (iii) the consolidation of supply through the implementation of mitigation and offset activities across a range of sectors.

The Domestic Carbon Market is to be established initially as a voluntary mechanism, although mandatory regulations may be assessed in the future if the Scheme's objectives are not met on a voluntary basis. Its demand-side participants are to be motivated for Carbon Neutral certification in order to achieve greater competitive product differentiation and access to markets with environmental standards. Its supply-side participants are to include project developers and wholesalers of offsets generated by verified GHG emission reductions or CO₂ removal by sinks. It is expected that intermediaries, including retailers and brokers, will also participate.

The Costa Rican Compensation Unit (UCC) is to be created as a tradable offset unit to help participating entities meet their carbon neutrality objectives. It will guide market activities for GHG mitigation and sequestration in Costa Rica, while also supporting new low carbon investment, technologies, efficient production processes and other co-benefits for the economy. In addition to the UCC, the market may also surrender and trade certified emission reductions (CERs), or voluntary emission reductions (VERs), subject to the appropriate agreements and protocols for their use in place.

Costa Rica intends to achieve international recognition of its domestic carbon market through an international third party audit. While Costa Rica intends to use the PMR Implementation Phase to further explore the form, scope and frequency of this process, it is envisioned that it will pertain to

the proposed institutional arrangements, procedures and protocols by which standards are set and adopted for the Domestic Carbon Market.

The National Climate Change Strategy will help develop the domestic carbon market by pursuing complementary sustainable development objectives such as implementing an accurate, reliable, and verifiable information system (metric focus); improving efficiency and effectiveness of implementation measures (capacity building and technology development focus); creating a change in behavior (public awareness raising, education, and cultural change focus); promoting efficient use of resources (financing focus), and reduction in sector and geographic vulnerability (adaptation focus).

The commitment to this low emissions development strategy has been reinforced by the government's "eco-competitiveness" policy, in which the environment and development agendas converge to guide the design of command-and-control instruments that range from legislation and regulation on one side, to voluntary approaches and market-based instruments on the other side, including voluntary mechanisms like adoption of standards and schemes of self-regulation.

The five priority sectors participating in the domestic market that will supply the required offsets are: Energy, Agriculture and Livestock, Solid Waste Management, Transport, and Sustainable Construction. Alongside, the REDD+ strategy led by FONAFIFO furthers a program to eliminate cultural, legal, technological, and training barriers that discourage the massive use of timber, thus encouraging production and consumption of sustainable timber from natural primary and secondary forests.

GHG Emissions and Projections

According to data of the 2005 National GHG Inventory (Second National Communication in 2009), total emission of CO₂ is 12,285,900 tons, with the energy sector as the largest emitter, of which transportation contributes with 46%. The agricultural sector follows with 37% of emissions, generated mostly by the enteric fermentation process in livestock. Waste management represents 11% and industrial processes 5% of the emissions. Land use and forestry sector sequester emissions by 29%, helping compensate other sectors, setting the net emissions in 8,779,200 tons of CO₂. The "National Economic, Environment and Development Study for Climate Change" (NEEDS) assessment analyzed the energy, solid waste, forest, and agricultural sectors individually to establish emission trends. In a moderate business as usual scenario, emissions are expected to grow from 11.699 million in 2008 to 35 million tons of CO₂ in 2030, an increase of 195% in 22 years.

Convergence between demand and supply in the Domestic Carbon Market

Preliminary estimates from the DCC place the annual average mitigation potential at 2,349,500 tons of CO₂e through 2021. Based on the voluntary participation of sectors in the C-neutrality programs, demand is estimated with a peak of 1,348,175 tons of CO₂e through 2021. These preliminary figures indicate that further analysis is required to evaluate possible policies to match

the levels of demand and supply over the time. Examples of these include more stringent standards, more outreach of C-neutrality practices, and the demonstration of the convenience of C-neutrality programs to increase the eco-competitiveness by companies or industry/sector benchmark as reference of higher emissions expected by sector or industries. It also seems necessary to assess the future application of mandatory policies like obligatory declaration of emissions by large emitters, emission regulation and caps for industries or sectors with high carbon footprint.

Regulatory and Institutional framework

Costa Rica recognizes that sound regulatory and institutional arrangements will be critical to delivering the outcomes expected from the Domestic Carbon Market in an efficient, effective and accountable way. The regulatory body for the promotion of the C-neutrality, the creation of the UCC as Costa Rica's unit of GHG offset and the domestic carbon market began with the Carbon Neutrality Country Program (2012), an official agreement that establishes the voluntary procedure by which a productive process becomes carbon-neutral. It is based on the application of the carbon neutrality process established in the national standard INTE 12-01-06:2011 "Management System to Demonstrate Carbon Neutrality".

Costa Rica intends to use the PMR Implementation Phase for an in-depth analysis and recommendation on the composition of the Carbon Board –the highest governing body of the Domestic Carbon Market - so as to ensure its independence, transparency and integrity.

The Carbon Board Secretariat is held by the Directorate of Climate Change (DCC) to ensure the necessary technical and legal staff. Two permanent committees will provide operational support to the Carbon Board: (1) the Methodologies and Protocols Committee for the review, evaluation and recommendation of methodologies and/or protocols for estimating and calculating UCCs; (2) The Control and Transparency Committee, in charge of control and compliance of market participants with market modalities and procedures, while ensuring transparency.

The Costa Rican Accreditation Entity (ECA) has determined standards for accreditation of organizations for validation and verification (ECA-MC-P09- F13), for the verification procedure (ECA-MC-P13-F13), for the criteria to evaluate (ECA-MC-C10) and for the witnessing procedure (ECA-MC-P25). ECA will grant the accreditation for domestic organizations and will recognize accredited organizations from other countries once Costa Rica has agreed to multilateral arrangements established for this purpose.

Policy options for demand stimulus

Demand in the domestic carbon market has been only partially assessed, with the DCC committed to further exploring policy options to stimulate demand, that range from capitalizing on the demonstration-effect created by large Costa Rican firms integrating voluntarily to the market, to GHG reporting requirement for industry and other major emitters and studying the feasibility of establishing sector emission benchmarks or caps. The policy mix eventually chosen by MINAE will

depend of the adequate context variables present when designing successful public policy instruments.

Presently almost all of the demand in the domestic market is met through forestry related offsets managed by FONAFIFO or other forestry organizations. Certain Costa Rica private sector firms stand ready to participate in the Domestic Voluntary Market, and have already made important commitments to C-Neutrality goals. In addition to these, there are clear indications that several banks, in addition to high technology and medical technology companies, are interested in pursuing carbon-neutrality.

These ongoing efforts will be supported by PMR funds to consolidate demand throughout the industry, assessing additional potential and expanding coverage. Other areas of interest include reducing transaction costs, and providing technical assistance in structuring sector programs.

MRV System and Metrics

The MRV system design for a domestic market in Costa Rica seeks that projects and programs for GHG mitigation and carbon offset [creation][generation] will be based on procedures and methodologies that follow internationally recognized standards and subject to MRV conducted by independent parties, recognized and accredited by the appropriate entities in the country. For the domestic market, steps need to be taken for: a) the design of MRV systems for sectoral programs, b) MRV systems for greenhouse gas data and inventories of industry and major emitters, c) MRV requirements for the possible integration with international markets; d) the MRV approach to activities or mitigation actions, e) ex post measurement of mitigation measures; f) developing a national expert body for MRV, and g) design of a flexible, efficient, reliable and affordable MRV system.

Reliable data is essential for ensuring the environmental integrity of the Domestic Carbon Market. An evaluation of the existing data and information identified the following basic actions:

- Strengthening top-down national inventories in order to support sector baselines/benchmarks and mitigation potential estimates and activity-based goals.
- Support to the DCC in the GHG inventory process (design, preparation and development of national GHG inventories to ensure the process responds to market requirements).
- Integration of institutional and sectoral information systems with the national GHG inventory process, by coordinating data collection and reporting protocols and practices, and integration of technology platforms.
- Support GHG accounting and procedures for data collection at the sector level.
- Design and implementation of GHG data reporting system for industry and other major emitters. This bottom-up GHG reporting will provide more accurate data for mitigation action by industry and other major emitters.
 - Design of guidelines and protocols for generation and provision of information incorporating GHG mitigation sector programs, including possible NAMAs with a crediting instrument.

The goal of the MRV system is to allow the domestic regulator to monitor emissions; ensure compliance with the domestic policy goals, regulations, standards and protocols established for the Costa Rican carbon market; and to provide confidence to market participants that emission reductions from the crediting baseline are real.

Registry and Data Tracking System

Costa Rica recognizes that a registry and data tracking system is needed to ensure appropriate treatment and accounting of Carbon Neutral certification and GHG emission reductions. A registry/tracking system also contributes to a country's tracking of the major emitters and assessment of implementation of domestic policy actions. The proposed registry/tracking platform will also provide: security and transparency; legal proof of credits and transactions; an accounting system with details about all credits; process for implicit compliance in transactions; flexibility to be configured to a voluntary domestic system; centralized information in real time, and management of the life cycle of a carbon credit from emission to expiration. The DCC is studying options for registry design and links to a technology platform. Access to the registry will be online to enable multiple registrations through a multi-standard interface.

The integrity of the GHG accounting framework is based on this registry and tracking system. This mechanism also avoids the risk of double counting, assuring that UCC's used by a company for their own offset goal, purchased in the market to be used for a company's carbon neutrality goal, or for the national commitment, will not be used by another carbon account. In other words, double counting of a single UCC and overlap between potential suppliers and buyers of credits would be avoided. The GHG accounting framework through a registration system will also ensure the robustness and consistency between GHG accounting at national level (carbon neutrality pledge) and at corporate level (domestic offset program).

The National Registry infrastructure will be divided into four components: the **Projects Registry** offers registration for mitigation projects and programs. The **Transaction Registry** will provide the follow-up to the exchange of compensation units and their status. The **Qualified Carbon Technician (QCT) Registry** is a list of accredited experts who offer validation and verification services and the **Participants' Registry** will list the companies or institutions that intend to become Carbon Neutral.

Identification of sectoral GHG offset programs

Costa Rica intends to promote the adoption of sectoral GHG mitigation programs by issuing sector protocols. Protocols refers to mitigation activities to be included in a sector program, program management, eligibility criteria, procedures, definitions, methodologies approved and the way to propose methodologies, top-down MRV, etc.

Mitigation programs to be developed for the Domestic Carbon Market through the PMR support and described below will be designed as sectoral programs with sectoral baselines or benchmarks.

Industry, project developers or other actors in the Domestic Carbon Market may, however, develop offset activities based on project based methodologies and approaches.

The power generation sector, through the Costa Rican Electricity Institute (“ICE”), is proposing to develop and adopt various policy instruments oriented toward generation with renewable resources to reduce GHG emissions, through the Renewable Non Conventional Source Plan (“PFRNC”). The interest in participating in the carbon market for this sector arises from the explicit mandate of keeping a generation of 95% of the power with renewable sources, thus displacing thermal generation. Non-conventional sources are those of up to 5 MW that are not foreseen in ICE’s Electrical Expansion Plan 2012-2024. According to this preliminary estimation, the average potential emission reductions are roughly 200.000 tons CO₂e per year.

The Ministry of Agriculture and Livestock (MAG) has established three priority activities for the design of a (nation-wide) sector mitigation program: cattle, for the importance of its emissions, coffee as an important iconic export product, and sugar cane due to its environmental issues around the harvesting burning practices. The sector program includes improving livestock grazing, cattle productivity improvement, reduction of N₂O from fertilizer use, and the reforestation of pastures. In the coffee activity, actions to reduce emissions are proposed in cultivation and milling processes. In sugarcane, the actions focus on reducing the use of fertilizers and consequent emissions of N₂O. The proposal in the agriculture sector aims at strengthening the design and implementation of the priority mitigation activities proposed by MAG, particularly regarding the generation and management of GHG data relevant for the estimation of GHG emissions and benchmark for relevant sub-sectors and carbon sequestration, reporting protocols at activity level, and the design of a MRV system. The mitigation potential of the sector will be assessed in the PMR implementation phase. Preliminary assessments from the NEEDS study estimated the annual GHG emission reductions potential of 400,000 tons of CO₂e through similar measures to those presented in livestock, such as improved pasture systems, pasture management, and reducing fertilizer use.

The mitigation program in the Solid Waste sector focuses on ordinary solid waste and includes several technical options to be implemented together, beginning with the capture and use of methane gas in landfills. A second treatment technology is recycling waste. The third treatment technology is the composting of organic waste. In the medium to long term, technology poses a profound conversion of integrated solid waste management and a transition to advanced treatment technologies in landfills. The proposed mitigation program offers a mitigation of about 480,000 tCO₂e per year on average, which is proposed as a preliminary mitigation goal. The Solid Waste Management subsector provides even more mitigation potential, which could be exploited through the implementation of some advanced technologies and a broader application of these technologies. Thus the subsector could become in the long term, a neutral field in GHG emissions, offering a long-term mitigation potential of up to 940,000 tCO₂e.

The mitigation program in the Transport Sector includes measures in three main areas: implementation of a multimodal transport system, the shift towards the use of sustainable

technologies, and strengthening of transport management. The objective is to promote a transformative low carbon vision in transport. Because the mitigation program seeks a broad impact in the emissions from transport sector, focal areas include the rapid bus system, light urban train system, freight train, management of private vehicle demand, alternative sustainable fuels, incentives for technological change and strengthening of government agencies responsible for transport planning and management. The total estimate of mitigation potential (when the measures are in full implementation) is 918,000 tons of CO₂e, equivalent to a 22% reduction in emissions from the transport sector.

The sustainable construction sector's mitigation program is a set of measures to encourage more efficient building processes in terms of resource use, environmental intensity in construction zones, profitability, design, construction methods and deconstruction, also by influencing the carbon footprint during the manufacture of materials, their transport and assembly on site, maintenance and replacement, disassembly and decomposition. The mitigation program targets areas representing key drivers for CO₂ mitigation: reduce consumption and waste; substitution of construction materials with high carbon emission factor materials by materials with lower emission factor or carbon neutral materials (e.g., wood); reduce energy consumption in building operation by bioclimatic building design, and high efficiency and compact cities with urban planning and green infrastructure. The expected annual average mitigation is 284,000 tons of CO₂.

Planned market readiness activities in the implementation phase

The Costa Rican Domestic Carbon Market infrastructure requires immediate actions including the design and implementation of the legal, institutional and economic framework, and the development of initial protocols and methodologies for data collection and reporting from major emitters, offset programs and MRV. Also, dissemination and marketing activities will be required, as well as the design of international accreditation and auditing of the system. The registry and tracking systems deserve special attention on a separate track. Finally, it is intended to pilot market operation with a subset of the 'champion' firms that have voluntary C-neutrality pledges.

Costa Rica intends to pay close attention to the **strengthening of demand** with the study of a range of policy options to determine if the C-neutrality goal requires going beyond voluntary participation into mandatory measures.

On the area of mitigation and offset potential by sectors and market suitability, market readiness activities in the implementation phase have been classified in five categories: Studies supporting the market participation of the sector; Improving GHG data generation and management in the sector; Institutional capacity building and social awareness; Consultation process with stakeholders, and Formulation of sector offset program

Costa Rica Market Readiness Proposal

The PMR can lend support to help develop and implement these areas:

Domestic market infrastructure	Estimated budget: US\$ 1,400,000*
1) Design and implementation of the legal, institutional and economic framework	
2) Design of a GHG reporting system for mayor emmiters	
3) Design and implementation of the data tracking system and registry	
4) Generation of protocols (mitigation activities, eligibiity criteria, procedures, definitions, reports, etc.) and methodologies for data collection and reporting from industry and major emitters, offset programs and MRV, and technical support of Carbon Board	
5) Capacity building and social awareness	
6) Pilot Project of the basic structure of market transactions and pilot programs with companies (CHAMPIONS)	
Strengthening of Demand	Estimated budget: US\$ 440,000*
1) Design and implementation of strategy of policy options to promote the goal of C Neutrality and low emission development strategy	
2) Outreach of activities on private sector for C Neutrality adoption	
3) Sector based discussions on policy and instrument for C Neutral objective and low emission development strategy	
4) Pilot Program of scaling up of offset program from experience with champion companies	
Generation of Supply	Estimated budget: US\$ 850,000*
1) Studies supporting the market participation of the sector, including sector baselines and benchmarks as appropriate	
2) Improving GHG data generation and management, sector baseline/ sector benchmark methodologies and MRV	
3) Institutional, capacity building and social awareness	
4) Stakeholders consultation process	

*US\$310,000 is needed in administrative and overhead costs, resulting in the total PMR Budget of US\$3,000,000.

Table 1. Milestones in Market Infrastructure and Strengthening of Demand

Milestones	Preoperation phase (Month)								Implementation phase (Month)															
	1	2	3	4	5	6	7	8	1	2	3	4	5	6	7	8	9	10	11	12	13	14	15	16
Domestic market infrastructure																								
Issue of Decree for domestic market regulation																								
Issue of the Decree’s by-laws																								
Final Report of the Business Plan for market operation																								
Appointment of Carbon Board and Committees, and preparatory work by Secretariat																								
Publication of the basic outlines of the system (operational procedures, bodies, etc.)																								
Accreditation of experts/entities for validation/verification for offset programs of pilot firms with C-Neutrality commitments																								
Recruitment of team for Auditing and International and process beginning																								
Report of international auditing of Domestic Voluntary Market																								
Implementation of the temporary registry and tracking system																								
Recruitment of team for design and implementation of definitive data tracking system and registry																								
Implementation of the definitive registry and tracking system																								
Issue by Carbon Board of initial protocols for market implementation																								
Pre-operation activities in definition and design of training and capacity building programs																								
Issuing of first UCCs for pilot phase - firms with C-Neutrality commitments																								
Symbolic transaction of UCC for pilot phase -firms with C-Neutrality commitments																								
Strengthening of Demand																								
Recruitment of team for assessment and recommendation of policy options																								
Report on recommendation of demand policy options																								
Industry level program of awareness of C-Neutral and eco competitiveness begins																								

Table 2. Milestones in Generation of Supply

Milestones	Preoperation phase (Month)								Implementation phase (Month)																
	1	2	3	4	5	6	7	8	1	2	3	4	5	6	7	8	9	10	11	12	13	14	15	16	
Readiness Activities in Power Sector																									
Proposal of offset sector program, work plan for protocol adoption, projects, and costs.																									
Report on development/adjustment of UCC methodologies for baseline, and emission reductions																									
Readiness Activities in Agriculture and Livestock																									
Report on geographical scope, number of farmers to include and activities of offset of CO ₂ .																									
Roadmap to follow by the sector to implement the offset program and participation in the market																									
Report of studies determining amount of CO ₂ for baselines and offset programs, plan for sector protocols adoption and case studies in the sector parameter calculation																									
Readiness Activities in Solid Waste Management Sector																									
Report with analysis to define scope, necessary infrastructure, technology and other requirements related to methane capture and use, waste recovery (recycling), composting and bio-digestion and advanced treatment technologies with design of a medium-and long-term strategy to transition to these advanced technologies.																									
Starting of development and improvement of database, simulation system of waste streams and information system of the Ministry of Health. Protocol for methodologies and MRV system.																									
Readiness Activities in Transport Sector																									
Report of activities to be included in a sector offset program with scope, measures, activities and timetable for the implementation of the program following a sector roadmap.																									
Strategy for adoption of protocols and application of methodologies to support the estimate of baselines, mitigation potential and support MRV system.																									
Readiness Activities in Sustainable Construction Sector																									
Report on scope, boundaries, design, offset potential, costs and implementation plan of a construction sector program																									

2 General context

The Costa Rican National Climate Change Strategy is an integrated, long-term strategy for sustainable development that seeks to align the country's climate change and economic competitiveness strategies.¹ The carbon mitigation component of the strategy focuses on becoming a carbon neutral economy by 2021 and central to this aspiration goal is the design and operation of a domestic carbon market.

Through its participation in the PMR, Costa Rica seeks financial support to further this integrated strategy through the development, design and implementation of market readiness activities. These involve (i) the completion of the domestic market design, including legal, institutional and regulatory aspects, and registry platform/tracking tools, (ii) strengthening of demand by assessing a wide range of policy options and implementing pilot projects with firms pursuing the carbon neutrality status, and (iii) consolidation of supply through the implementation of mitigation and offset activities across a range of sectors.²

2.1 Costa Rica's low emissions development goal

Costa Rica is a country with 4.6 million inhabitants, and covers 51,100 km². Even though its area only represents 0.03% of the planet's surface, Costa Rica is custodian to 800 million metric tons (mt) of CO₂ and 5% of the world's biodiversity.³ Per capita GHG emissions equaled 1.8 tons of CO₂ in 2007, substantially lower than the global average of 4.6 tons of CO₂ that same year.⁴ The country's Gross Domestic Product (GDP) is US \$45 billion (2012), with a projected real growth rate of 4% for both 2013 and 2014.⁵ The carbon intensity of the economy is 0.17 tons/\$1,000 of GDP, already one of the lowest in the world.⁶

In 2007 Costa Rica announced its pledge to become carbon neutral by 2021. This commitment was incorporated into the 2011-2014 National Development Plan (NDP), the country's highest-level statement of public policy. Costa Rica's commitment to climate change mitigation and adaptation is also expressed in this plan: "one of the country's most important objectives is to have an economy with low greenhouse gas emissions (on its way to becoming a carbon-neutral country by 2021), committed to climate change mitigation and adaptation."⁷

The commitment to a low emissions development strategy has been reinforced by the current governments "eco-competitiveness" agenda, in which growth is based in a balance between competitiveness and the environment. The environment and development agendas must converge to guide the design of command-and-control instruments based on legislation on one side, and market on the other side, including voluntary mechanisms like adoption of standards and

¹ Ministerio de Ambiente, Energía y Telecomunicaciones. Estrategia Nacional de Cambio Climático- 1 ed.- San José, CR: Editorial Calderón y Alvarado S. A., 2009

² Sectors include: Renewable energy, energy efficiency, transport, housing, waste management and agriculture and livestock.

³ Source: Propuesta REDD+ de Costa Rica, FONAFIFO, 2012.

⁴ <http://data.worldbank.org/indicator/EN.ATM.CO2E.PC>

⁵ Source: Banco Central de Costa Rica, www.bccr.fi.cr

⁶ <http://data.worldbank.org/indicator/EN.ATM.CO2E.PC>

⁷ Ministerio de Planificación Nacional y Política Económica. Plan Nacional de Desarrollo 2011-2014.

schemes of self-regulation on the way. With eco-competitiveness the country seeks the most advanced stage of environmental policy that represents scaling-up initiatives currently under implementation in the areas of clean production, eco-efficiency and corporate social responsibility, among others.

The main drivers of this low-emissions development and eco-competitiveness policies are explicit in the National Climate Change Strategy (NCCS), coordinated by the Ministry of Environment and Energy (MINAE) through its Directorate of Climate Change (DCC). The Strategy creates an inter-institutional coordination platform that builds in climate change concepts and variables within institutions related to priority productive sectors.

The NCCS mandates that all public institutions, local governments and autonomous institutions formulate and implement an action plan for the short, medium and long terms and with clear goals that include four fundamental bases and six areas of action. The fundamental bases are: shared responsibility, opportunity, threats and capacity building, and international legitimacy. The six areas of action include: 1) mitigation, 2) vulnerability and adaptation, 3) measurements, 4) capacity building and technology transfer, 5) education and awareness, and 6) financing.

The NCCS has tangible support from the population, given Costa Ricans' awareness and concern about Climate Change, and also from the private sector.⁸ Since the carbon neutrality pledge was announced by the government, a number of private firms have expressed their commitment to become carbon neutral and are already in the process of preparation to fulfill the requirements of the C-Neutral certification, as will be established later in the document. Newspapers and other media often publish news and articles related to the government's actions and challenges to meet the goal, which is deemed important for the country's benefit and its international reputation.

2.2 International context: Costa Rica's pledge on voluntary mitigation action and underlying considerations

In January 2010, Costa Rica submitted an official communication to the UN Framework Convention on Climate Change (UNFCCC) in the context of nationally appropriate mitigation actions that developing country Parties intend to implement, as well as the related context, conditions and considerations associated with these mitigation actions, including with regard to the support required for their preparation and implementation. In this "C-Neutrality Note" Costa Rica communicated that it will implement a "long-term economy-wide transformational effort to enable carbon-neutrality" that will help the country to significantly deviate from 'business as usual' emission scenarios from now until 2021 and beyond.⁹

As a first step in this context, Costa Rica stated that it is currently in the process of identifying the most relevant sectors and concrete policies and measures that are likely to be developed as

⁸ A 2009 survey showed that 90% of the interviewed believe that humans cause climate change and that 86% are concerned or very concerned about it. (CATIE and Peace with Nature, Estudio de la percepción y actitudes de la población costarricense sobre cambio climático, 2009)

⁹ UNFCCC Copenhagen Accord Appendix II - Nationally appropriate mitigation actions of developing country Parties
<http://unfccc.int/resource/docs/2011/awgla14/eng/inf01.pdf>

specific sector offset programs, and eventually NAMAs, following agreed guidance and due process. On a preliminary basis, efforts will focus on the following sectors: (a) Transport (b) Energy (c) Forestry, and, (d) Waste management. This initial list of sectors, however, does not preclude the further inclusion of additional sectors or even more specific actions within sectors as the ongoing process continues to provide more specific data.¹⁰

Costa Rica also communicated that the preliminary estimates of incremental costs to implement the package of identified actions would involve a level of financing equivalent to approximately 1 per cent of annual national GDP in addition to regular projected investments. To allow immediate and up-scaled action towards carbon neutrality and to fulfill the incremental costs, Costa Rica will require the support of the international community through a broad range of financial mechanisms, including international cooperation (official development assistance), grants, soft loans, private investment and climate-related market-based funding. Additional support will also be required for policy and capacity development and implementation, including the design and implementation of the appropriate financial architecture and governance requirements, as well as the additional administrative obligations that will be potentially acquired through specific NAMAs. At this stage, the scope of Costa Rica's actions is of a voluntary nature and contingent upon these supporting conditions. Other actions, such as sector benchmarks or caps are not included in the scope of action.

This explains why bilateral and multilateral cooperation as well as the participation of development entities and markets will be critical to allow the country to expand current efforts and undertake new ones in order to meet its projected climate change goals and thus increase its contribution to global mitigation targets. Coherent and transparent national and international monitoring, reporting and verification schemes for national GHG emissions, mitigation actions and the international support provided will be implemented as required and in accordance with the UNFCCC guidelines and shall address both the effectiveness of actions as well as the support provided. Costa Rica's C-neutrality pledge uses a production-based UNFCCC criteria-based system and, as will be shown later, clear measures to prevent double counting or double claiming of emission reductions will be adopted.

2.3 Overview: composition of Costa Rica's GHG emissions and projected emissions trends

2.3.1 Greenhouse gas (GHG) emissions

Costa Rica ratified the UNFCCC's Kyoto Protocol in 2002, thus formalizing activities such as national communications, inventories of greenhouse gases and programs to mitigate and adapt to climate change that had been initiated nationally several years before.

The National Meteorological Institute (Instituto Meteorológico Nacional-IMN) acts as the Technical

¹⁰ Agriculture was added to the priority sector list as of 2011.

Focal Point of the Intergovernmental Panel on Climate Change (IPCC). IMN has led the preparation of two National Communications to the Convention (the last one in 2009), national GHG inventories, studies on vulnerability and adaptation, technology transfer and education and awareness with support from national and international experts in different areas.

The following gases are included in the national GHG inventory: carbon dioxide (CO₂), methane (CH₄), carbon monoxide (CO), nitrous oxide (N₂O), nitrogen oxides (NO_x), and other non-methane volatile organic compounds (NMVOC). In addition, IMN measures emissions of sulfur dioxide (SO₂), halofluorocarbons (HFC), perfluorocarbons (PFC) and sulfur hexafluoride (SF₆). Emissions are presented in units of carbon dioxide equivalents (CO₂e).

According to data of the 2005 National GHG Inventory (Second National Communication) shows total emission of CO₂ is 12,258,900 tons of CO₂, with that the energy sector as the largest emitter, of which transportation contributes with 46%. The agricultural sector follows with 37%, where the enteric fermentation process in livestock generates most emissions. Waste management and industrial processes jointly add close to 16% of Costa Rica's CO₂e emissions.

Table 3. Composition of Emission based on the National GHG Inventory 2005

Sector	Emissions in Tons of CO ₂ e	%
Energy	5,688,600	46%
Agriculture	4,603,900	37%
Waste Management	1,320,900	11%
Industry	672,500	5%
Total Emission	12,258,900	100%
Changes in Land Use and Forestry	-3,506,700	-29%
Total NET Emissions	8,779,200	

Source: Own elaboration based in IMN data

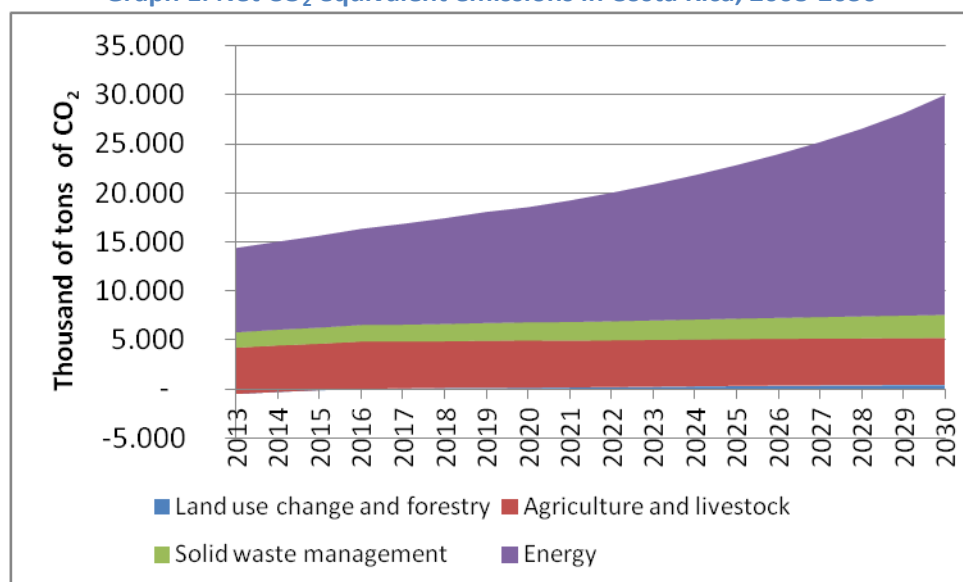
2.3.2 Emissions scenarios

Opportunities to mitigate greenhouse gas emissions and their economic implications were identified in the "National Economic, Environment and Development Study for Climate Change" (NEEDS) assessment. NEEDS, an official MINAE document promoted by the UNFCCC, applied methodologies from this Convention and from IPCC, and shows national and sector cost estimates and potential impacts on the country's capacity to mitigate GHG emissions that would result from the use of technology and alternative productive practices.

NEEDS analyzed the energy, solid waste, forest, and agricultural sectors individually to establish emission trends. The study examined the combined effects of mitigation or sequestration on the expected baseline, based on current patterns and trends. The baseline scenario of net carbon emissions from the four sectors mentioned above is shown in Graph 1. Emissions were expected to grow by 11.699 million tons of CO₂ in 2008, and close to 35 billion in 2030. This implies an

increase of greenhouse gas emissions of 195% in 22 years, assuming a moderate business as usual scenario.

Graph 1. Net CO₂ equivalent emissions in Costa Rica, 2008-2030



Source: NEEDS, 2010

2.4 Review of policy and institutional framework to advance low emissions development

2.4.1 National Climate Change Strategy (NCCS)

The general objective of the NCCS is “to reduce the social, environmental and economic impacts of climate change and promote sustainable development through economic growth, social welfare and environmental protection using mitigation initiatives and adaptation actions so that Costa Rica improves the quality of life for its people and eco-systems by moving toward a carbon-neutral competitive economy by 2021.”

The objectives of the NCCS as part of the national agenda are:

Mitigation	Achieve a carbon-neutral economy by 2021 simultaneously strengthening competitiveness and sustainable economic development
Adaptation	Reduce sector and geographic vulnerability
Metrics	Develop a rigorous, reliable and verifiable information system
Capacity building and technology	Improve the efficiency and efficacy of implementation measures
Public awareness, education and cultural change	Create changes in behaviors
Financing	Commit financial resources and their efficient use

Table 4. Sectors included in the NCCS strategic areas

Mitigation Area	Adaptation Area
Energy	Water
Transportation	Energy
Agriculture and Livestock	Agriculture and Livestock
Industry	Fishing and Coastal Areas
Solid Waste	Health
Tourism	Infrastructure
Water	Biodiversity
Changes in Land Use	

Source: NCCS

Mitigation

The mitigation area of action within the NCCS was designed so that the country could eliminate net carbon emissions and adopt a vision that combines environmental, sanitary, economic, human, social, ethical, moral, cultural, educational and political actions within the country's competitiveness strategy.

The goal of the NCCS is to develop mechanisms and a culture in which different sectors take concrete steps to mitigate GHG. It proposes to establish a system by which organizations and entities interested in reducing their emissions can develop inventories and reports towards periodic measurements and emissions management. The NCCS also identifies mitigation opportunities that increase process performance and de-carbonization.

Mitigation will be implemented by mitigation at the source, biological sequestration of carbon, and the creation of the carbon market with active participation in international markets.

The Strategy focuses on eight priority target-areas for studies and possible intervention measures in mitigation: Energy, Transportation, Agriculture and Livestock, Industry, Solid Waste, Tourism, Water and Changes in Land Use.

The Ministry of Environment and Energy (MINAET) is the entity in charge of implementing the Strategy at the national level, mainly through its Directorate of Climate Change (DCC). The DCC's legal mandate comes from Decree No. 35669-MINAET, January 6, 2010. The Decree establishes the context for policy-making within the National Climate Change Program, explicitly through the creation of new capacities and the integration of a platform for knowledge exchange in climate change mitigation and adaptation.

The DCC is finalizing NCCS's Action Plan, which is envisioned as the reference point for policy design and implementation, while strengthening education and public awareness processes.

Responsibilities of the Directorate of Climate Change

- Coordinate, manage, formulate and implement public policy on climate change, promoting the integration of a climate change agenda among Ministries.
- Coordinate and integrate the Ministries' agenda on climate change.
- Support the highest level of design and execution of a priority climate change agenda nationally and internationally.
- Coordinate the Technical Secretariat of the Inter-Ministerial Council on Climate Change.
- Coordinate, lead and plan for the implementation of the National Climate Change Strategy through the National Climate Change Program.
- Coordinate and establish the National Metrics System.
- Coordinate and monitor ministerial, organizational and sector plans on climate change, promoting the creation of standards that feed into the National Metrics System.
- Act as the Technical Secretariat for the Carbon Board and manage the registry platforms.
- Coordinate the C-neutral process with different national actors and sectors.
- Coordinate, manage and monitor the National Adaptation Plan.

Other entities directly related to implementation of the country's climate change agenda are the Costa Rican Office for Joint Implementation (OCIC), National Forestry Financing Fund (FONAFIFO), the National System of Conservation Areas (SINAC), the Office for Environmental Quality Management (DIGECA) and the National Environmental Technical Secretariat. However, there are many other institutions that are indirectly related to this agenda, such as the Costa Rican Electricity Institute (ICE) and the Ministries of Agriculture and Livestock, Health, Housing and Human Settlements and Public Works and Transportation, among others.

2.5 Experience with GHG market instruments

Costa Rica's commitment to climate change mitigation has been evident and pro-active for more than two decades. The strategy has always relied on the existence of markets. On September 1994, Costa Rica and the United States signed a bilateral letter of intent on cooperation for sustainable development and joint implementation. This agreement led to the "Cooperative Assessment of Baselines and Certifiable and Transferable Greenhouse Gas Emissions Offsets". This, together with the conformation of a high level Consultative Committee on Climate Change, shaped the Joint Implementation (JI) policy.

At the first meeting of the Parties of the Climate Change Convention in Berlin in 1995 (COP 1), Costa Rica made a solid defense of JI and compensation for ecosystem services, with a mandate from all the Central American countries.

The Costa Rican Office for Joint Implementation (OCIC) was established in April 1996, with the authority to formulate JI policy and evaluate and approve projects, reporting to the Ministry of Environment and Energy (MINAE). The office established project approval criteria and assisted in the development of more than 15 project proposals, many internationally noted as among the best designed of the first generation of similar attempts. In the late 90s, the OCIC strategy became one of exclusively promoting three national-scale projects focusing on 1) parks'

consolidation (Protected Areas Project-PAP), 2) natural forest management by private landowners (Private Forestry Project-PFP), and 3) renewable energy. The Protected Areas Project and the Private Forestry Project included long term monitoring of carbon benefits, using satellite imagery, ground verification and independent third party verification. PFP was certified by SGS Forestry and monitored annually.

2.5.1 The Certifiable Tradable Offset (CTO)

Costa Rica designed a financial instrument for placing greenhouse gas offsets in the international marketplace, called the Certifiable Tradable Offset, or CTO. A CTO represents a specific number of units of greenhouse gas emissions expressed in carbon equivalent units reduced or sequestered. The home-country verification process certifies that the offsets are of a sufficiently high quality so as to allow them to count against national and company-level GHG reduction commitments, if such crediting were eventually permitted under the UNFCCC.

In July 1996 Costa Rica sold its first 200,000 CTOs for US\$ 2 million. At that time, the governments of Norway and Costa Rica, along with companies from both countries, agreed to cooperate on a JI project that involved, among other things, reforestation and forest conservation as part of the Private Forestry Project. The Norwegians were the final users of the offsets.

Two cooperation projects with the Dutch government enabled Costa Rica to issue CTOs in new market niches other than carbon sequestration. The first project consisted in the anaerobic treatment of organic waste from coffee processing, which resulted in avoiding methane emissions and the implementation of clean technologies and energy savings through the use of biogas. The second project was directed to the reforestation of 78 hectares of former banana plantations that contributed to carbon sequestration and environmental sustainability conditions for banana production. The Netherlands received the CTOs for the annual reduction of 500 tons of methane gas in addition to the ones resulting from carbon sequestration.

Costa Rica's goal for CTOs was to trade them in a manner similar to the United States market for sulphur oxides (SOx). Conversations were held with Natsource Energy Brokers and The Centre for Financial Products, Ltd, an active participant in the development of SOx, but the idea proved to be early for its time.

Currently OCIC is the national authority for the Clean Development Mechanism (CDM). The CDM projects pipeline shows that Costa Rica presented 16 projects of which 14 are related to electricity generation: 2 in biomass, 6 hydroelectric, 2 in landfill gas and 4 in wind power.¹¹

Environmental Services Payments

FONAFIFO leads the National Strategy on Reducing Emissions from Deforestation and Forest Degradation (REDD+).¹² This is the newest system of policies and incentives to encourage

¹¹ <http://www.cdmpipeline.org>

¹² The Fund was created in 1990 through Forestry Law No. 7174 and regulations, as well as Executive Decree No.19886-MIRENEM.

participation in the forestry sector in order to mitigate global climate change. It was adopted by the Climate Change Convention in the XVII Conference of the Parties in Cancun (2010). REDD+ will be a fundamental pillar in the country's progress toward becoming an economy with low carbon emissions. In addition, it is expected that it will generate additional resources to expand the Payment for Environmental Services (PES) Program coverage and support the consolidation of the country's protected areas.

Since 1997 Costa Rica implemented the PES Program designed to promote the maintenance and recovery of the country's forest cover. It addresses four areas: water protection, scenic beauty and biodiversity, as well as the reduction of GHG emissions, and benefits small and medium landowners with forest or woodland.

The general purpose of FONAFIFO is to finance reforestation, forestation, forest nurseries, agro-forestry systems, the recovery of cleared areas and technological changes that support and industrialize forestry resources for small and medium producers. Financing is provided through loans or other mechanisms that support forest management. FONAFIFO may also receive financing for the payment of environmental services in forest areas, forest plantations and other activities needed to strengthen resource management.

The PES Program resulted in a local market of environmental services for water, biodiversity, scenic beauty, and carbon associated with avoided deforestation, and maintenance and increase of forest carbon stocks. Currently, the PES Program is the fundamental element of the REDD+ Strategy, as there are multiple actors who have joined efforts in their own ways and for their own purposes, and has engaged a broad representation with different institutions local, regional, national, and international interests.

Since its inception, the PES Program was designed to contribute to global efforts to reduce emissions and allow the country to participate in the global carbon emissions reduction market. In addition, FONAFIFO has developed a series of innovations to generate additional financial resources to support its programs and allow the private and public sectors to be involved in green investments, including: the Environmental Services Certificate, the green card, the Fund for Sustainable Biodiversity, requests for subsidized loans from international banks, and credit lines for the forestry sector, among others.

2.6 Carbon Neutrality target and strategy to achieve it

This section lays out Costa Rica's Carbon Neutrality Target and maps the strategy and pathway to achieve it. Two types of priorities are considered: mitigation priorities based on total emissions, and priorities for carbon neutrality market, based on the potential of domestic market uptake by the sectors.

2.6.1 Rationale

The National Development Plan 2011-2014 recognizes that Costa Rica is well positioned as a global leader in environmental issues and as a pioneer of incentive-based environmental programs. As such, it reaffirms the country's aspiration to reach carbon-neutrality by 2021.

As mentioned in section 1.4, the Costa Rican National Climate Change Strategy (NCCS) offers an integrated, long-term approach to sustainable development that seeks to align the country's climate change and economic competitiveness strategies. Key to this is the promotion of 'C-Neutral' organizations, which involves entities voluntarily opting to: 1. Measure their carbon footprint; 2. Reduce emissions; and 3. Offset any residual emissions.

In seeking Carbon Neutrality, Costa Rica aims to meet its ambitious sustainable development and GHG reduction targets and remain as a leader in environmental policies and solutions. In addition, the development of the C-neutral brand is designed to differentiate Costa Rican products in environmentally demanding consumer markets.

2.6.2 Strategy to achieve Carbon Neutrality

The Costa Rican Government intends to establish a Domestic Carbon Market (DCM) as the primary policy tool to achieve its Carbon Neutrality target. It is expected that the promotion of C-Neutral entities, regions and communities, among other stakeholders, will provide incentives for action and will result in demand for carbon offsets within Costa Rica. The five priority sectors participating in the domestic market that will provide the supply of the required offsets are: Energy, Agriculture, Solid Waste Management, Transportation, and Sustainable Construction.

In addition to achieving Carbon Neutrality, the NCCS will help develop the domestic carbon market by pursuing complementary sustainable development objectives, including:

- Development of an accurate, reliable, and verifiable information system (metric focus);
- Improve efficiency and effectiveness of implementation measures (capacity building and technology development focus);
- Create a change in habits (public awareness raising, education, and cultural change focus)
- Efficient use of resources (financing focus).
- Reduction in sector and geographic vulnerability (adaptation focus);

Jointly with the development of the Domestic Carbon Market, the REDD+ strategy will continue to be implemented by FONAFIFO, as discussed in section 1.5. Among the various actions undertaken with REDD+, emphasis is placed on the fact that production and consumption of sustainable timber from secondary forests will be encouraged, as well as timber coming from reforestation. Therefore, the REDD+ strategy seeks to finance a program to eliminate cultural, legal, technological, and training barriers that discourage the massive use of timber.

3 The Costa Rican domestic carbon market

3.1 Market framework

This chapter introduces the Costa Rican Domestic Carbon Market – the overall mechanics, supply/demand infrastructure and participants.

3.1.1 Rationale

As the primary policy tool to drive emission reductions, the Domestic Carbon Market is intended to help Costa Rica meet its sustainable development and national Carbon Neutrality targets in the most flexible and cost-effective way. The market is also designed to provide a financial incentive for investment in low emissions technology research, development and commercialization. In addition, each component of the market will be guided by considerations of:

- Environmental integrity: design options should achieve the desired environmental outcomes.
- Economic efficiency: the new Costa Rican Carbon Market should achieve its environmental goals as efficiently as possible.
- Simplicity and transparency: The scheme's operational rules and parameters should be simple and transparent.
- Flexibility: the design aspects of the scheme should allow it to respond to changing circumstances at both the domestic and international levels.

3.1.2 General criteria for the Domestic Carbon Market

Mitigation policies will be implemented through three strategic sub-areas: reduction of gas emissions by source, biological sequestration of carbon, and the creation of an effective national carbon market with active participation in international markets. This strategic vision (macro) is linked to mitigation actions by firms and organizations (micro) through two instruments: the Carbon Market and the Carbon Neutrality Country Program, as explained below.¹³

The Carbon Neutrality Country Program (Acuerdo-36-Minaet 20112) is an official agreement that establishes the voluntary procedure by which a productive process becomes carbon-neutral. It is based on the application of the carbon neutrality equation established in the national standard INTE 12-01-06:2011 "Management System to Demonstrate Carbon Neutrality". The Country Program sets forth the steps that an organization should follow to become carbon neutral (Figure 1).

Where:

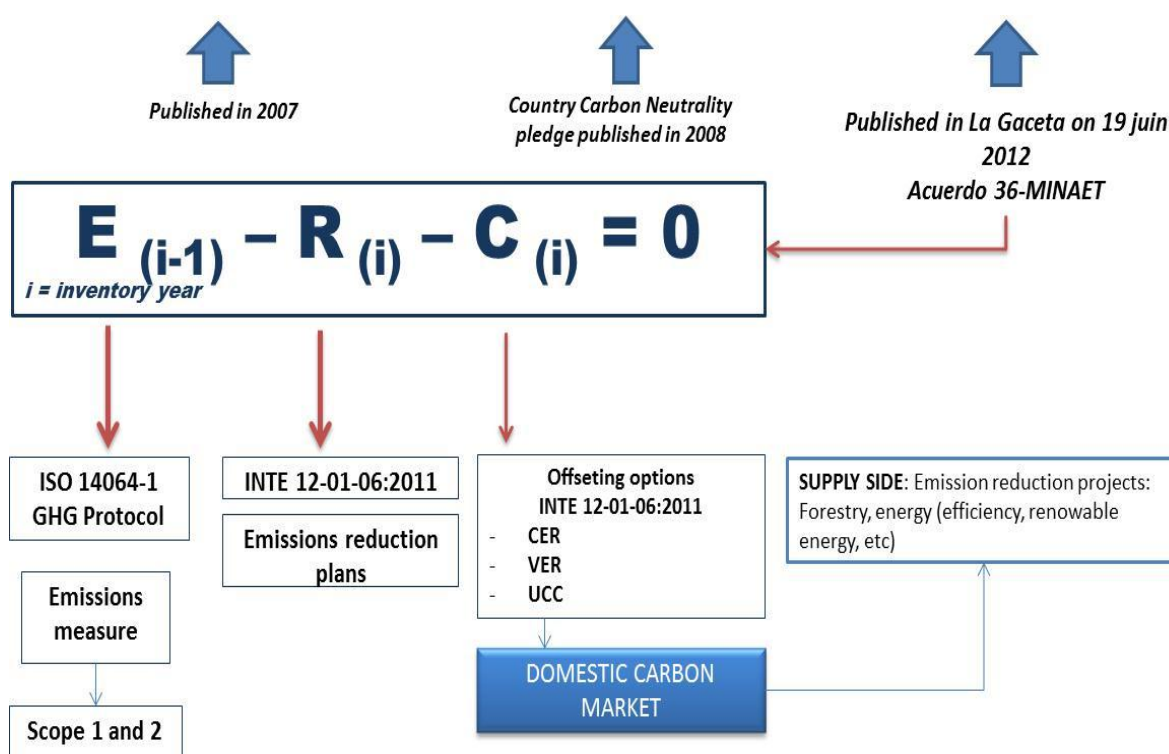
¹³ http://www.minae.go.cr/recursos/ALCA79_19062012-acuerdo-programa-pais.pdf, <http://www.minaet.go.cr/dcc/index.php/2012-05-22-19-47-24/empresas-y-organizaciones-hacia-la-carbono-neutralidad-2021>

E pertains to the organization's emissions measured using internationally recognized standards (ISO 14064-1 or the GHG Protocol of the World Resources Institute).

R pertains to the reduction plans that the organization should carry out to document its emission reduction efforts. The reduction process is instrumental to the carbon neutrality certification, such that the organization's main efforts in terms of reduction of tons of CO₂ equivalent should be reflected in **R**.

C pertains to the compensation choices for allowed GHG emissions (Certified Emissions Reductions-CER, Verified Emissions Reductions-VER and Unidades Costarricenses de Compensación-UCC [Costa Rican Compensation Units]). **C** is where the UCCs are established as a compensation choice for emissions of quality comparable to CERs and VERs.¹⁴

Figure 1. NCSS and Mitigation Focused on Organization.



Source: DCC

For estimating **E**, the measurement of the organization's GHG inventory must necessarily include Scopes 1 and 2, while Scope 3 is optional. The inventory should be constructed with a focus on the organization's operational control. Likewise, the Country Program states that the verification assurance level should be reasonable, with a 5% significance threshold. As seen in figure 2 below: *Steps in the Carbon Neutrality Country Program*, the organization's GHG inventory should be verified by a verification/validation organization that is accredited by the Costa Rican Accreditation Entity (ECA). The purpose of this step is that the inventory is verified in compliance with ISO Standard 14064-3 (specifications on validating and verifying the GHG declarations). This provides

¹⁴ CERs and VERs will be admissible once multilateral agreements for this purpose to which Costa Rica is party are in place.

transparency to the inventory verification processes and ensures the reliability of the GHG information and data coverage. As for **R**, the requirements to reduce emissions and/or increase removal are defined in the national standard INTE 12-01-06:2011. Specifically, it indicates that a management plan should be implemented to achieve GHG reduction and/or removal. The reduction plan should include as a minimum: statement by upper management about the commitment to carbon neutrality, reduction objectives, expected resources and compensation strategy. The standard states that the organization should update the management plan to maintain carbon neutrality at least every 12 months. In addition, the standard indicates that organizations should have documentation to justify GHG reductions. As for **C** the standard states that organizations may offset GHG emissions that have not been reduced internally by acquiring UCCs in the carbon market.

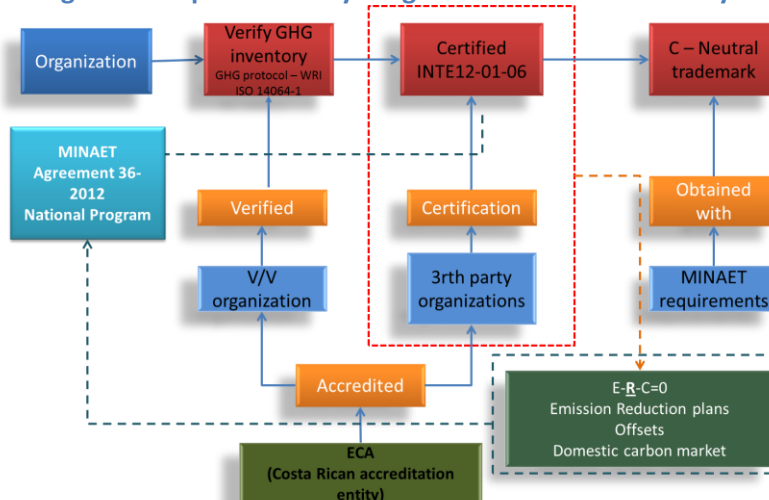
MEASURES TO AVOID DOUBLE-COUNTING

In the inventory-reporting phase, the clear definition of the scope within the inventory verification process is where limits are determined. Therefore, the definition of these inventory limits is clearly attached to the sources of the UCCs (the **C** in the carbon neutrality equation).

Other options in the compensation project validation process include the incorporation of a definition and a sworn statement of the project scopes. Based on this information, a crosscheck of the information against the inventory reported by the organization demanding UCCs will clearly show double counting, if present.

In addition, as set forth in the DCC creation decree (Decree 35669-MINAET), a National Emission, Reduction, and Compensation Registry will be created. This registry allows crosschecking inventories (**E**) vs. compensation (**C**), evidencing any double counting if present.

Figure 2. Steps of Country Program for Carbon Neutrality



Source: DCC

The basic concepts for creating the domestic market derived from an analysis of international standards, where 22 separate components were evaluated: base components, project cycle, and institutional arrangements. The analysis of these issues resulted in these main points:

- Project cycle parameters: Development of the project plan, validation, public consultation, registration, monitoring, verification, certification, marketing and credit transfer.
- Parameters for institutional arrangements: the governing body, development of modalities and procedures, development or approval of new methodologies and complementary tools.
- Parameters linked to the base concepts: baseline, additionality, early consideration, aggregation, permanence, crediting period, materiality, and project eligibility.

3.1.3 Convergence between demand and supply in the Domestic Carbon Market

Preliminary estimates from the DCC (see section 4.7) based on existing information in the country set an annual average mitigation potential of 2,349,500 tons of CO₂e through 2021 with activities within the identified sector mitigation program. Furthermore, the DCC has also made the first estimates of demand based on the voluntary participation of sectors within C-neutrality programs¹⁵, setting the demand through 2021 at a peak of 1,348,175 tons of CO₂.

These preliminary figures indicate that further analysis is required during the implementation phase of the PMR to evaluate possible policies to match the levels of demand and supply over time to avoid an oversupply of UCCs. These studies will also be directed towards the identification of alternative measures to control both demand and supply so as to protect price levels in the market and evolve to the offset level the national C-neutrality pledge requires.

So far, the figures suggest the voluntary participation in the market could be insufficient to generate a demand to match supply. Through 2021 Government will evaluate additional policies to encourage further voluntary participation, for example by more stringent standards, more outreach of C-neutrality practices, demonstration of convenience of C-neutrality programs to increase the eco-competitiveness by companies or industry/sector benchmark as reference of higher emissions expected by sector or industries. It also seems necessary to assess the application of mandatory policies like the obligatory declaration of emissions by large emitters, emission regulation and caps for industries or sectors with high carbon footprint.

As the country's overall mitigation goal is defined by the national C-neutrality pledge, there is political and technical interest to generate better data and scenarios for decision-making in issues related to supply and demand.

¹⁵ The DCC has undertaken a first participation approach in the domestic carbon market on the voluntary pledge basis through adoption of C-neutrality programs and scenarios have been made for the household sector, the business sector, agricultural and livestock sector and other export sector to Europe and U.S.A. EcoResources (2012)

Regulatory and institutional infrastructure

This section outlines the proposed regulatory and institutional structure and roles/functions required to oversee, develop and implement the Costa Rican Carbon Market.

3.1.4 Rationale

Costa Rica recognizes that sound regulatory and institutional arrangements will be critical to delivering the outcomes expected from the Domestic Carbon Market in an efficient, effective and accountable way.

3.1.5 Criteria to guide Regulatory and Institutional Framework considerations

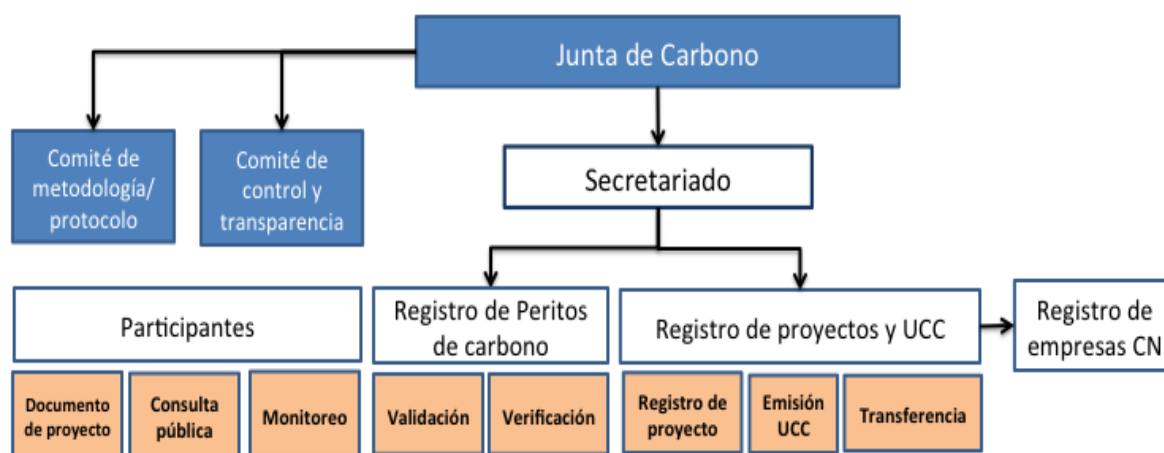
The design and implementation of the regulatory and institutional infrastructure is guided by the following considerations:

- Efficiency: Ability to achieve goals using the best combination of tools and resources available.
- Effectiveness: Ability to achieve goals using the means and resources allocated
- Robustness: Ability to generate stability in the system and overcome or adapt to external changes that may affect positively or negatively the institutional arrangements that are generated.

3.1.6 Regulation and oversight

The implementation of the Domestic Carbon Market is led by MINAE. Decree DCC 35669-MINAE outlines the general structure of the market in Costa Rica as shown in Figure 4 below.

Figure 3. Structure of the Costa Rican Domestic Carbon Market



Source: DCC 2012

3.1.7 Institutional roles and functions

As the above diagram indicates, four key institutions are to be created as part of the market infrastructure. The table below provides more detail on these institutions and elaborates upon their proposed functions and composition.

Body	Proposed Functions	Proposed Composition
Carbon Board	<p>The creation of a Carbon Board (CB)¹⁶ is the basis of the general market structure. Specifically its function is to:</p> <ul style="list-style-type: none"> • Ensure the growth and adaptation of the system to changing market conditions. • Define the framework of action and regulation of the Carbon Market. • Register approved projects in the project registry. • Approve or disapprove recommendations, methodologies, protocols, standards, registration and/or issuance of UCCs. • Approve the volume of UCCs issued in accordance with the requirements of project validation. • Promote efficiency and transparency in the market through public information sharing and protection against double counting within the Carbon Market. • Instruct the project registration coordinator and the coordinator of the transaction log to allocate issued UCCs. • Define the transfer procedure and withdrawal of UCCs jointly with the coordinator of the transaction log and with the support of the Control and Transparency Committee. • De-register projects that violate the modalities, procedures and requirements of the market. • Define the institutions and experts that comprise the standing committees. • Establish requirements for qualified carbon technicians in coordination with professional associations. • Establish and coordinate the accreditation system of qualified carbon technicians in coordination with the Costa Rican accreditation 	<p>As the governing body of the system, the Board composition is under analysis by MINAE to define eventual representatives among the public and private sectors and academia.</p>

¹⁶ The Carbon Board has already been approved in the decree that creates the Directorate of Climate Change; appointments have not yet been made.

Body	Proposed Functions	Proposed Composition
Secretariat	<p>entity.</p> <p>The main role of the Secretariat is to provide technical and operational support to the Carbon Board and provide general support to the development of projects related to project developers, activities and protocols. Specifically it will:</p> <ul style="list-style-type: none"> • Ensure the proper functioning and transparency in the operations of the Project Record. • Ensure proper functioning and transparency in the operations of the Registry of Carbon Qualified Technicians, giving access to information on accredited technicians for different projects types, including contact details and reference rates. • Liaise between the project developer, protocols and activities, carbon qualified technicians and Carbon Board, ensuring compliance with the requirements of the rules and procedures of the system at each stage of the project cycle. • Provide information services to participants in the domestic carbon market of Costa Rica, promoting the domestic market. • Implement system start-up activities, including marketing activities and capacity building. • Provide information and respond to clarifications on system operation. 	<ul style="list-style-type: none"> • Director of the Secretariat. • Project Manager and Carbon Registry Expert. • Technical Specialist - Energy and Waste. • Technical Specialist - Forestry.¹⁷ • Marketing and Training Specialist. • Legal Specialist.
Control and transparency committee	<ul style="list-style-type: none"> • Support the Carbon Board to promote efficiency and transparency in the system. • Provide access to information about projects, protocols and activities, as well as decision-making processes related to the system. • Collaborate with the Carbon Board in the protection against double counting within the Carbon Market, participating in the development of modalities and procedures related to UCC transactions. • Ensure proper functioning and transparency in the operations of the Carbon Market. 	<p>The Control and Transparency Committee should be comprised of members linked to the market, but with no interest in participating in it. Therefore, it is recommended that this committee be comprised of members of the:</p> <ul style="list-style-type: none"> • Federation of Professional Associations • National • Meteorological Institute

¹⁷ Will include other experts as other protocols are being designed.

Body	Proposed Functions	Proposed Composition
Methodology Committee	<p>The Methodology Committee is a purely technical committee established with the objective of proposing methodologies adopted by other standards or systems to the Carbon Board, or requesting approval of the Costa Rican system methodologies following the modalities and procedures defined by Board. Specifically its function is to:</p> <ul style="list-style-type: none"> • Request Carbon Board acceptance of methodologies adopted by other standards or systems, valid in the Costa Rican system. • Request Carbon Board approval of Costa Rican system methodologies. • Support the Carbon Board in establishing the conditions of experience and training needed by experts to validate carbon add and / or verify each project type. 	<p>(IMN)</p> <ul style="list-style-type: none"> • Union of Chambers. <p>It is recommended that it be comprised by:</p> <ul style="list-style-type: none"> • Costa Rican Accreditation Entity (ECA), • National Forestry Financing Fund (FONAFIFO), • The Ministry of Agriculture and Livestock (MAG), • Costa Rican Electricity Institute (ICE) and the Chamber of Industries.

Source: Proposal under technical review by DCC.

3.1.8 Governance: Importance of Ensuring Independence of the Carbon Board.

Costa Rica recognizes the importance of an independent, impartial and transparent Carbon Board. To ensure this, it intends to use the PMR Implementation Phase to analyze possible compositions to achieve this and further define the modalities of the Transparency and Control Committee, which is to be established with the specific role of ensuring transparency, control and compliance within the system. In addition to this Committee, Costa Rica recognizes that the composition of the Carbon Board and Secretariat and the introduction of rigorous training and accreditation programs will be instrumental to the achievement of these goals, as is outlined below.

Composition of the Carbon Board

To promote transparency and independence, the Carbon Board composition is being analyzed by MINAE to define possible representatives among the public and private sectors and academia. To this end, the Draft Decree for Regulation of the Carbon Market, currently under consideration by MINAE, is going to set the composition of this board, and once define the selection of representatives within each organization shall also be independent and individually determined by the respective entity organization. The Secretariat will also be supported by technical and legal staff from the DCC to ensure that decisions are in accordance with the protocols, methodologies, standards and regulations of the market.

Training and Accreditation

The Carbon Board, and the entities that support it, shall also be required to complete rigorous training, to ensure informed and independent decision making. These programs shall include but not be limited to¹⁸:

- Technical and ethical training for all Carbon Board members;
- Technical training for all Carbon Experts supporting the Carbon Board. To this end, the Carbon Board and its Secretariat shall collaborate with the Costa Rican Accreditation Entity (ECA) to provide a training program, based on the modalities and procedures of the Costa Rican market;
- Accreditation of all Carbon Experts supporting the Carbon Board, in accordance with ISO-14064-3. This shall ensure that the Carbon Experts have the necessary expertise, experience and knowledge of the Costa Rican market to audit the compliance of projects, protocols and activities in the system; and
- The Carbon Board shall also receive guidance from Professional Associations in the monitoring and accreditation of carbon experts. They will also be responsible for identifying the technical expertise required of each approved project type.

3.1.9 Participants

The Costa Rican Domestic Carbon Market is open to all natural or legal persons who are interested in generating, buying or selling credits (EcoResources, 2012). However, the demand and supply infrastructure depicted below is designed to create the following groups of participants:

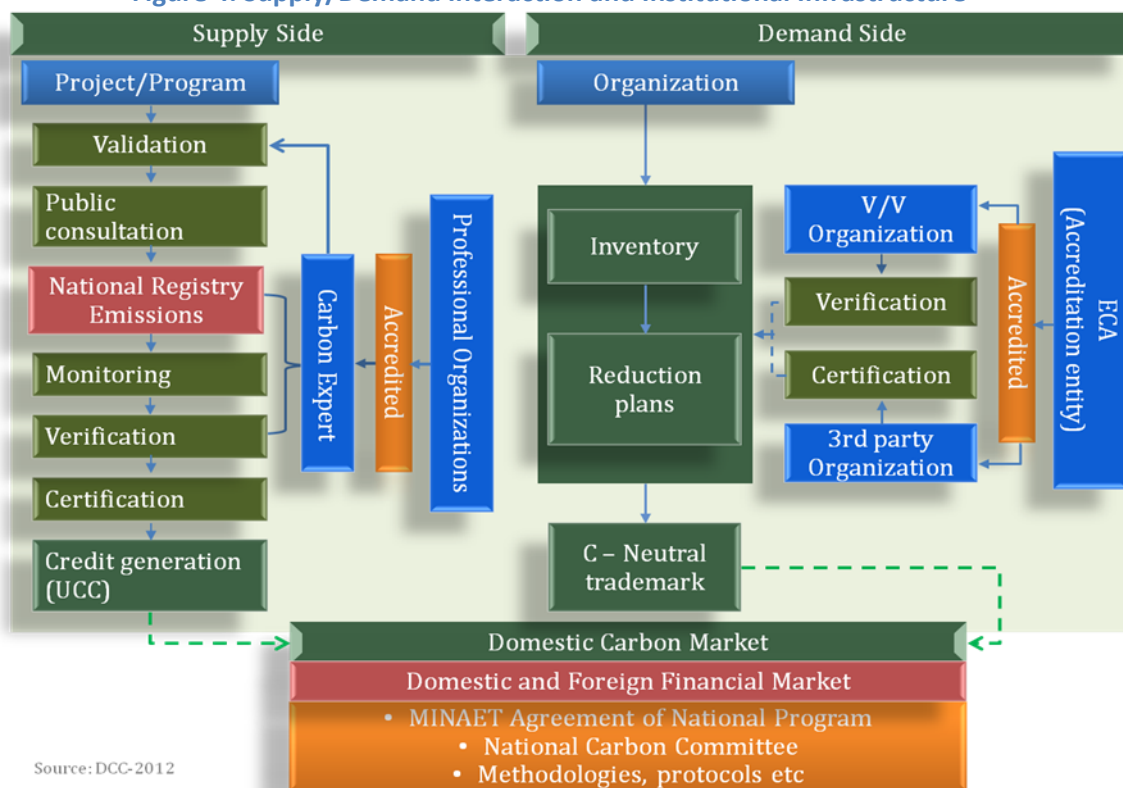
- Organizations that seek Carbon Neutrality by purchasing offsets. This demand derives from companies seeking to access markets with environmental standards or those who seek a comparative advantage based C-neutrality or low carbon development strategies.
- Project developers and wholesalers of offsets generated from the mitigation, reduction, removal or storage of GHGs.
- Intermediaries including retailers and brokers. For non over-the-counter transactions, these market players act as middlemen to facilitate trade and promote market liquidity.

3.1.10 Supply and demand infrastructure

The following figure shows the proposed supply/demand interaction and the validation, verification, and registration process that will be followed in each case. In addition, it shows the infrastructure provided by the financial market and the existence of protocols to apply and develop methodologies.

¹⁸ EcoResources (2012)

Figure 4. Supply/Demand Interaction and Institutional Infrastructure



3.1.11 The Supply Schemes – A Sectoral Approach

In view of the administrative and technical challenges associated with project-based offsetting observed in the CDM and voluntary carbon markets, Costa Rica intends to promote the adoption of sectoral GHG mitigation programs by approval and issuing of sector protocols¹⁹ by the Carbon Board. Through these programs, the determination of additionality and/or the crediting baseline/benchmark for a given class of project activity will be standardized. To this end, the additionality and/or the crediting baseline are to be determined for the class of project activity, and qualifying conditions and criteria are to be set out in the methodology. Individual projects need only meet the conditions and apply the pre-defined criteria set out in the standardized method, obviating the need for each project to determine additionality and/or the crediting baseline via project-specific approaches and analyses.

It is intended that the Carbon Board will register these sectoral programs. The Methodologies and Protocols Committee within the Carbon Board is to approve the UCC mitigation and/or sequestration calculation methodologies for the entire program, which will be verified and

¹⁹ Protocols refers to mitigation activities to be included in a sector program, program management, eligibility criteria, procedures, definitions, methodologies approved and the way to propose methodologies, top-down MRV, etc.

validated by one or more carbon experts. The Carbon Experts shall also evaluate the inclusion of individual projects as Activities Incorporated to the Protocol (AIP).

The purpose of the AIP is to define the participation requirements for individual projects under the sectoral program. It shall outline the concept, accepted technologies, methodologies, monitoring plan and general management of mitigation activities. It is expected to define the information required of mitigation activities, such as: geographic references; start date; crediting period; eligibility criteria; calculations of baseline emissions and estimated emission reductions; additionality; boundaries and other information required by the Carbon Board. Individual projects may be added to the AIP after the program has commenced, if they fulfill the participation requirements. The information required of individual projects will be based on the Document Listing Activity, enabling simpler documentation than the Project Plan, and containing the main elements of the project, with specifics participation requirements.

To address the issue of leakage, the program shall identify the scope for leakage and indicate how it will be addressed. The program shall not only define the leakage component, but also define the monitoring of leakage throughout implementation. This is expected to be crucial in the agriculture and livestock sector, where displacement and market effects must be considered as possible leakage sources.

The DCC proposes the creation of a reserve account, to be managed by the Carbon Board, as a risk mitigation mechanism and to promote market confidence. This reserve account may be used as a last resort to make up UCCs when a major event results in non-permanence. Purchasers of any UCCs that have been lost will be issued with replacement credits from this reserve account. Costa Rica intends to use the PMR Implementation Phase to further explore the form and scope of this facility.

The program manager will play a key operational role, particularly in the technical, management and governance of sectoral mitigation programs. It will be granted responsibilities such as bringing together the various financial, legal and institutional aspects in a coherent structure, assuring that the program is working according to a business plan and a roadmap, and securing C-neutrality and protocol compliance. This role may also involve hiring relevant staff to assure proper program management, technical assistance on domestic market carbon methodologies and procedures, and communications with stakeholders to ensure effective program functioning.

While the Costa Rican Government will promote sectoral mitigation programs, the supply of UCCs may also come from individual projects which demonstrates additionality, using a method approved or accepted by the Carbon Board, and following validation, registration, verification and monitoring also individually.

3.2 Policy options for demand stimulus

Demand in the domestic market has been only partially assessed.²⁰ To this end, Costa Rica intends to use the PMR Implementation Phase to conduct further studies, capacity building and strengthening of institutional capacity to further explore policy options for stimulating demand. These options The DCC is committed to further exploring policy options to stimulate demand that range from capitalizing on the fact that the participation of large Costa Rican firms may have a demonstration-effect, to examining the impact of a mandatory GHG reporting framework, to exploring the feasibility of establishing sector emission caps. The policy mix eventually chosen by MINAE will depend of scientific, educational and cultural factors that come to play when designing successful public policy instruments.

Presently almost all of the demand in the domestic market is met through forestry related offsets managed by FONAFIFO or other forestry organizations. A robust monitoring and reporting system exists and the Costa Rica system is georeferenced, tracked by satellite and aerial photography and verified annually on the ground. Costa Rica is ready to participate in REDD international markets.

Certain Costa Rican private sector firms stand ready to participate in the Domestic Market, and have already made important commitments to C-Neutrality goals. In June 2012, during the Chamber of Industries' Annual Environmental Congress, public recognition was given to the first 9 'champion' companies related to carbon neutrality, the first to have enrolled in the process established by the Costa Rican Country Program as per Section 2.1.2 above.²¹ The companies included in the initial process are the following: Grupo Holcim, Florida Bebidas, Bridgestone, Intel Costa Rica, Plycem, Cooperativa Dos Pinos, Corporación Florex, and Travel Excellence.

Verifying GHG inventories for these 9 industrial companies reflects their commitment to carbon neutrality, as they must comply with the official rules that regulate verification and subsequent definition of carbon neutrality goals. The following chart shows aggregate emissions of the participating companies in year 0.

Table 5. Emissions of the participating companies

Scope Verified ²²	Tons of CO ₂ e
Scope 1	750,541.85
Scope 2	18,866.98
Scope 3 ²³	19,657.31
TOTAL (1+2)	769,408.83

Source: DCC

²⁰ The recent study requested by the DCC (EcoResources, 2012) provides some initial demand estimates but these are only partial results.

²¹ <http://www.minaet.go.cr/dcc/index.php/2012-05-22-19-47-24/empresas-y-organizaciones-hacia-la-carbono-neutralidad-2021/30-intel>

²² Scopes based on the Corporate Reporting and Measurement Standard (WRI GHG Protocol).

²³ Scope 3 is voluntary; yet some of these firms will provide follow-up to these emissions. These emissions are not included in the mandatory reporting for carbon neutrality registration.

These emissions pertain to the **E** in the carbon neutrality equation for an organization (see Section 2.1.2). Therefore, organizations in the process of moving toward carbon neutrality should document their reduction processes in compliance with the **R** defined in the equation. Finally, the **C** for compensation is incorporated by acquiring UCCs.

In addition to these firm commitments, there are other clear indications that the Costa Rican private sector is interested in pursuing carbon-neutrality:

- Several banks, including Banco Nacional de Costa Rica (the largest in the country), Banco Popular and BAC Credomatic have made C-Neutrality commitments²⁴
- Banco Nacional de Costa Rica is negotiating a contract with the Ministry of Agriculture and Livestock to purchase agriculture-based offsets.
- In addition to Intel, the largest exporter in Costa Rica with over \$2 billion exports per year and Hewlett Packard, which is Costa Rica second largest employer, there are 45 other high technology and 41 medical technology companies that have made specific commitments or shown some interest.²⁵

These ongoing efforts should be supported by PMR to consolidate demand throughout the industry, assessing additional potential and expanding coverage. Other areas of interest include reducing transaction costs, and providing technical assistance in structuring sector programs.

Assessed in a wider national context, these expressions of interest from the private sector are clear indications that demand potential for carbon certificates is present, and that options must be further studied to understand limits to what can be accomplished by voluntary measures and if additional policy options are warranted to strengthen the scope of the market towards the national goal of carbon neutrality.

3.2.1 Benefits and incentives of the UCC

In addition to the UCCs, the domestic market may also surrender CERs and VERs. However, entities wishing to be certified as C-Neutral in accordance with the national standard INTE 12-01-06:2011, may only surrender these asset classes if the Carbon Board approves them to do so. The purpose of this additional administrative step is to incentivize entities to surrender UCCs and, therefore, lend support to domestic GHG mitigation projects. Costa Rica intends to use the PMR Implementation Phase to further explore the terms by which the Carbon Board will approve the surrender of these asset classes.

Moreover, the DCC has identified the following benefits and incentives of the domestic market²⁶:

- Standardized methods for determining additionality and/or the crediting baseline, offer a robust and consistent framework for streamlining project development;

²⁴ <http://www.bncr.fi.cr/BNCR/Conozcanos/RSEambiente.aspx>, [http://www.elfinancierocr.com/ambiente/noticias/bancos-se-apuntan-a-respalidar-iniciativas-verdes](http://www.costaricanneutral.cr/http://www.elfinancierocr.com/ambiente/noticias/bancos-se-apuntan-a-respalidar-iniciativas-verdes),

²⁵ <http://www.minaet.go.cr/dcc/index.php/2012-05-22-19-47-24/empresas-y-organizaciones-hacia-la-carbono-neutralidad-2021/30-intel>

²⁶ DCC-EcoResources (2011)

- Provides a low-cost, flexible system relevant for the specific requirements of the Costa Rican context²⁷;
- Established within a long-term policy framework given the permanence of the country's carbon neutrality commitment, offering certainty and a long term price signal to market participants and investors;
- Supports low carbon development in Costa Rica, yielding new investment, adoption of technologies and efficient production processes in addition to GHG reductions and other co-benefits for the economy;
- Supports low carbon development in new sectors, not previously covered by the CDM and VCM; and
- Control over a competitive domestic price by the Carbon Board; efficient control on the supply of UCC;
- Provides a robust green product recognized on national and international lists of recommended products that is, therefore, attractive to investors and market participants and the like.

3.3 Creation of a market instrument

This section introduces the Costa Rican Compensation Unit (UCC) as a carbon offset class in the Costa Rican Carbon Market to guide activities relating to Carbon Neutrality and the supply of offsets.

3.3.1 Rationale

Entities participating in the carbon neutrality program, after exhausting their emissions reduction strategies can still be competitive in their efforts towards carbon neutrality by acquiring UCCs. In addition, this unit is designed to support emission reduction activities in a broad range of sectors in the context of protocols that meet national standards or international standards, where available and practical.²⁸

The UCC

- Represents emissions that were avoided, reduced, removed, and stored and that have been monitored, reported and verified
- Is equivalent to 1 ton of CO₂eq
- Tradable within the Costa Rica domestic market. It is expected that market design will be sufficiently solid to allow UCCs to be internationally recognized and eventually incorporated into a regional or global market.
- Must be registered with the official entity that will manage the registry system
- Marked by a unique serial number.

²⁷ It is expected the costs will not be greater than 20% of total revenues

²⁸ The National standard against which UCCs are issued, INTE 12-01-06:2011, has been developed by the Technical Standards Institute of Costa Rica (INTECO).

3.3.2 Generation of UCCs

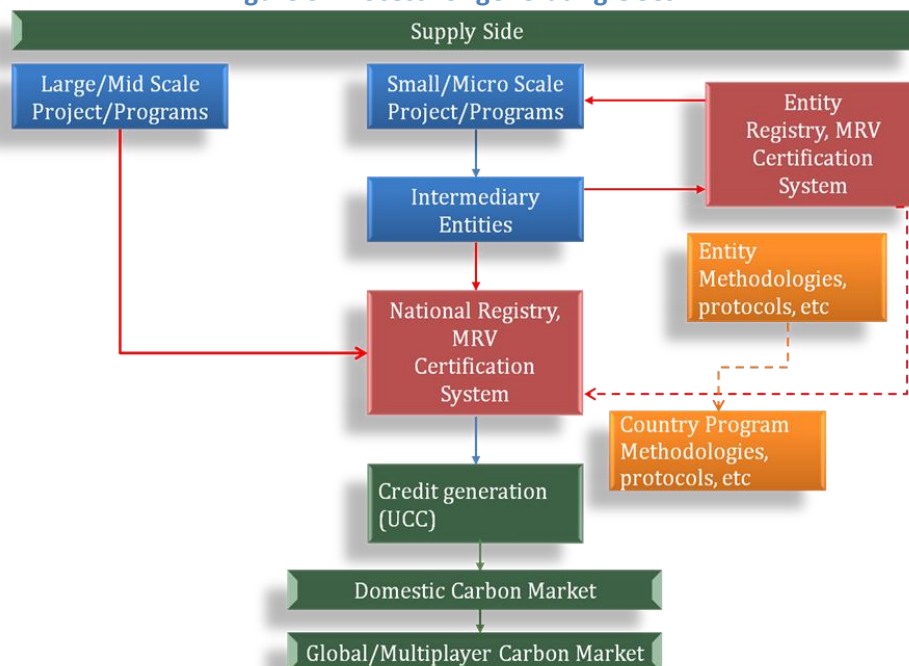
The UCC supply will be accessible via the project or transaction registry, where buyers will have access to information about registered projects apt to generate UCCs and their formal owners. The transaction registry will have information about volumes available for sale and the process to for making transfers. The figure below outlines the process for generating UCCs.

3.3.3 UCC project cycle

The steps included in the project cycle are shown in next figure. These are: the Project Plan, Public Consultations, Validation, Registration, Monitoring, Verification, Issuance of UCCs, and Transfers, as described below.

- The project proponent or 'developer' will prepare the Project Plan for consideration by the Carbon Board. This plan will be based on a methodology or protocol that has been duly approved by the Carbon Board. This form includes the main elements that should be considered by the Carbon Board and the qualified carbon technician (QCT) when evaluating a project.
- Public Inquiry: Public inquiries should be an integral part of the documentation to be evaluated in the validation process. The developer is responsible for organizing the inquiries and to consider the relevant comments from the participants in the project design process.

Figure 5. Process for generating UCCs

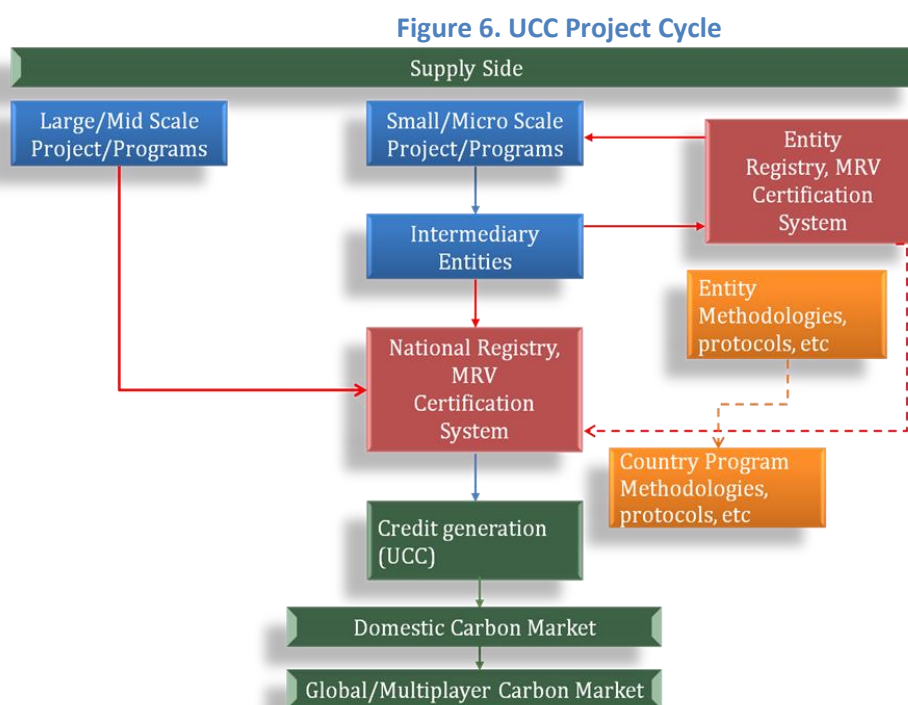


Source: DCC-2012

- Validation: The developer will hire the services of a QCT who must be accredited by the Carbon Board to do the work and be registered in the QCT registry. The QCT will validate the

project plan, including the public inquiry. In cases where the project has some kind of fast track conclusion the validation will be used as verification as well. The number of UCCs to claim will be based on a methodology that has been properly approved by the Methodology and Protocol Committee and the Carbon Board. The QCT will be responsible for sending the Carbon Board a positive or negative opinion about the validation.

- **Registry:** Once the QCT has sent a positive validation notification, the Carbon Board will add the project to the Domestic Market Project Registry of Costa Rica. At that time, the developer will be able to generate UCCs originating in that project. The Project Registry will be linked to the Carbon Neutrality Registry to update it with the projects that can generate UCCs. In addition, the Project Registry will be linked to the Transaction Registry to update the UCC transfers between accounts or withdrawals.



Source: DCC-2012

- **Monitoring:** The developer is responsible for properly implementing the project, including the pertinent monitoring plan based on the project plan that has been established and the methodology used. The monitoring information must be registered and stored properly and will be used to prepare a report that is the basis for calculating the number of UCC's that the project will be able to generate.
- **Verification.** Verification is the evaluation of the implementation of the project, the monitoring plan, and the monitoring report. As a result of the verification, the QCT must send

a report that indicates the number of UCCs that the project has generated based on the established monitoring plan and the methodology used.

- Issuance of UCCs. Once the Carbon Board has received the verification report, it will order the Project Registry to issue the number of UCCs corresponding to the project developer assigned to the verified project. As mentioned previously, at this time, one of the options being proposed to reduce the risk of project performance is the creation of a reserve account managed by the Carbon Board and its Secretariat. The Carbon Board will withhold a pre-determined percentage of the UCCs for each project to cover performance risks, leaks, or problems with the verification process. The withheld UCCs will be determined by the Carbon Board for each methodology approved for the generation of UCCs.
- Transfers. The project developer (the owner of the UCCs) has the option of using the UCCs for its own benefit and interest, to keep them (expecting price increases), or to trade them. The transactions will be reported to the Carbon Board, which will order the Project Registry to make the necessary changes about the availability of the project's UCCs and will communicate with the Transaction Registry about any transfer or withdrawal.

3.3.4 Introducing the UCC Standard and the domestic voluntary carbon market

The Costa Rican Compensation Unit (UCC) is to be the currency of Costa Rica's voluntary carbon market, whose main demand-side participants are motivated to achieve C-Neutrality certification, as a comparative advantage to access markets with environmental standards. The supply-side participants are to include project developers and wholesalers of UCCs generated by the mitigation, reduction, removal or storage of GHGs in Costa Rica. Entities wishing to attain C-Neutral Certification may also surrender Certified Emission Reductions (CERs), or voluntary emission reductions (VERs), subject to certain restrictions to be defined by the Carbon Board.

Costa Rica recognizes the importance of a robust regulatory and institutional framework for promoting the integrity of its domestic carbon market. To this end, the regulatory body has established its basis within the Carbon Neutrality Country Program (2012) and the national standard INTE 12-01-06:2011 "Management System to Demonstrate Carbon Neutrality". All the institutional arrangements, procedures, protocols and standards set and adopted under this Costa Rican carbon neutrality standard (INTE 12-01-06:2011) will also be submitted to an international third party audit process seeking international recognition. Costa Rica intends to use the PMR Implementation Phase to further explore the form, scope and modalities of this International third party audit process, so as to ensure the integrity of its domestic market.

The integrity of the market will rest upon an MRV framework that is robust and ensures that offsets are "real, measurable, additional, permanent, independently verified, unique and traceable"²⁹. It shall comply with international standards for baseline methodologies, verification

²⁹ As set in The VCS Quality Assurance Principles of the Verified Carbon Standard (VCS). <http://v-c-s.org/quality-assurance-principles>

and validation, as well as definitions for project/program eligibility. Furthermore, the UCC must be included in the registry/tracking system to ensure appropriate treatment and accounting of carbon neutrality. The registry/tracking system is intended to provide security and transparency of offsets and transactions, and track the entire UCC life cycle in a centralized information system.

MRV is to be conducted by independent parties that are recognized by accredited entities. Accredited organizations from other countries may also participate as independent MRV entities under multilateral arrangements established for this purpose. The Methodologies and Protocols Committee will work on the technical review, evaluation and recommendation of methodologies, protocols and procedures for estimating and calculating UCCs.

3.3.5 UCC versus the CER – Rationale for Creating a new Asset Class

The Costa Rican Domestic Carbon Market is grounded in the national Carbon Neutrality Program and the carbon neutrality national standard (INTE 12-01-06:2011). It offers a credible and flexible alternative to the CDM and the VCM by presenting new opportunities and reducing barriers to participation, as outlined below.

The UCC offers opportunities in new sectors

As an early mover in the adoption of sustainability policies such as reforestation and forest conservation, as well as power generation based largely on renewable sources, the marginal cost of GHG abatement in Costa Rica is relatively high. For example, the national electricity emissions factor is extremely low in comparison to other countries. This has negatively affected Costa Rica's capacity to attract CDM projects that seek to develop low cost offsets. The UCC Standard seeks to address this by allowing offsets to be generated in new sectors not sufficiently covered by the CDM (e.g., transport) where the marginal cost of GHG abatement may be relatively low. To this end, the UCC intends to provide opportunities and unlock investment in new sectors previously overlooked by the CDM.

Sectoral Mitigation Programs

The Costa Rican Government intends to use the UCC to promote the development of sectoral GHG mitigation programs, alleviating the technical, administrative, legal and financial challenges associated with project-level approaches. Through sectoral mitigation programs, it is intended that the process of establishing baselines and additionality will be streamlined by using pre-defined standardized criteria to evaluate individual projects. This process is expected to greatly simplify project development, lower transaction costs and scale up GHG mitigation.

Although the CDM is moving away from the project-by-project based approach, toward a more programmatic approach, progress remains slow, for Niederberger (2008) the CDM modalities and procedures do not provide consistent top-down guidance regarding key methodological issues, relating to programmatic activities. Furthermore, for Murphy et al (2008) "a number of proposed post-2012 regimes being discussed in the international negotiations accommodate the CDM in

more or less its current form, a project-based mechanism, albeit with programs of activities". The Costa Rican market therefore provides a flexible and simple alternative for project developers seeking to scale up GHG mitigation through sectoral programs. A New UCC Infrastructure is to Reduce Cost for Participants

Promote small-scale projects

The approval and issuance of UCCs is designed to be flexible and less complex than the CDM, reducing costs and barriers to entry, particularly for small scale projects. Furthermore, the methodologies for small-scale projects are to represent some significant simplifications from large-scale projects (particularly relating to baseline setting, additionality and leakage). This is intended to lower the high startup costs that are characteristic of the CDM and represent a significant burden for small-scale developers, according to Pearson, Timothy et al³⁰.

For Ellis and Kamel (2007) transaction costs associated with completing the CDM project cycle are a common hurdle for many project developers, especially for small-scale projects, because transaction costs are incurred up-front, while CDM revenue is only generated when the project is registered and credits issued. Costa Rica's voluntary scheme is expected to impose fewer transaction costs than CDM, especially through the participation of national experts in the validation and verification process, protocols to standardize MRV methodologies and procedures, and reduce the administrative cost from the international level of the CDM to a national level.

The proposed management and infrastructure of the UCC at a national level can reduce the administrative cost and delay in the approval of projects. A study conducted by CDM Policy Dialogue (2010) finds the CDM must "strengthen and restructure its governance to become a more accountable and efficient organization. Despite commendable recent progress, the CDM remains burdened by a perception that it is slow, opaque, unresponsive and politicized."

The UCC offers a Long Term Price Signal

Currently, there is uncertainty around the CDM because the expectation of its demand and price are not clear in the post-2012 period. This concern is backed by Maosheng (2008) who finds "a challenge facing the current CDM market is the uncertainties regarding market demand and price. These uncertainties have already affected the continuation of efforts to develop CDM projects." Since the UCC is tied to Costa Rica's long term C-Neutrality goal, it is grounded in a long-term policy framework that offers a long-term price signal for investors and decision-making.

Costa Rica recognizes that establishing a new asset class and the necessary infrastructure and institutions to promote its integrity will come at a cost. However, this cost is expected to lessen the cost for organizations and project developers to incentivize their participation in the market by reducing the transaction costs, increasing the provision of organizations for validation and

³⁰ Pearson, Timothy et al (2009)

verification³¹; administrative³² and MRV procedure costs at national levels instead of at international fees; making straightforward the availability of methodologies by the issue of protocols for their adoption and application³³; promoting the participation of financial entities and driving the capacity building support to the entire value chain behind the UCC.

3.3.6 Wholesale sellers

Providers of offsets generated from the mitigation, reduction, removal or storage of GHG may include wholesale sellers or retailers that make up portfolios of carbon certificates to trade them in the market.

Wholesalers involved in sector mitigation activities may be official institutions that allow for small mitigation or sequestration projects to participate in the market using registration and MRV systems. This set-up may become necessary when the eligibility (validation, monitoring, and verification) of a small project requires technical, logistic, and human capacity more adequately provided by the official wholesaler. Each small project is registered directly and a record and a sector-scope MRV apply depending on the position of the official wholesaler in the sector. The official wholesaler may receive the rights to offsets for these small projects and build certificate portfolios and sector funds that would finance support activities for the developers of small mitigation or sequestration projects.

3.3.7 Analysis of Marginal Abatement Costs in the Covered Sectors

Costa Rica intends to use the PMR Implementation Phase to further define and sequence eligible GHG mitigation activities and explore the respective marginal abatement costs. This analysis will build on previous modeling of mitigation potential and costs that was undertaken in the early years after the announcement of the country's carbon neutrality commitment. It will also build upon the National Economic, Environment and Development Study for Climate Change (NEEDS), which provides an analysis of GHG mitigation based on the estimated costs and impacts of various technologies, production practices and consumption patterns. The sectors analyzed included: land use change, agriculture and livestock, forestry, energy sector, transport, solid waste management and industrial processes. The results include a curve for abatement technology, and an estimate of the required investments totaling U.S. \$ 7.7 billion, representing 30% of gross domestic product in 2008. The study also concluded that 83% of total emissions can be mitigated by five key measures: expanding hydroelectric and other renewable sources; modernization of public transport; road infrastructure improvements; use of methane in landfills; conservation activities and forestry.

³¹ For Maosheng (2008), up to now, "fewer than twenty organizations have obtained designation by the C as DOEs. Given that about 2000 projects are still in the pipeline and more than 1100 projects have entered the stage of verification and certification, all the DOEs have actually been overburdened with the validation and certification work for quite a long time. This causes delays and sometimes a poor quality of work, and thus the loss of CERs for some projects with operation time before registration."

³² Also to Maosheng (2008) "the secretariat is mainly being criticized for its low level of efficiency. It very often happens that projects must wait about two months just for completeness checks by the secretariat in the case of request for registration. This may mean a significant CER and income loss for the project proponents."

³³ Pearson and others (2009) state that in the CDM, a project must apply a methodology that has already been approved by the CDM Executive Board. "If no suitable methodology exists, the project is obliged to submit its own methodology for approval. This is a long and costly procedure and should be avoided if possible."

3.4 MRV for the Carbon Neutrality Standard

The Costa Rican Accreditation Entity (ECA) defines the validation and verification concepts included in its standards: *validation* is an evaluation process to determine whether the GHG reduction and removal goals are calculated properly and if they are reachable; *verification* is done to check whether the GHG data and information are correct and may be used to evaluate the carbon footprint. The INTE-12-01-06 standard establishes that the party doing the validation may not verify the same process.³⁴

ECA determines the procedure that validation and verification organizations must follow to apply for accreditation (ECA-MC-P09- F13). It also lays out the verification procedure (ECA-MC-P13-F13), the criteria to evaluate the standard INTE/ISO 14065 (ECA-MC-C10) and the witnessing procedure (ECA-MC-P25). ECA also spells out the requirements for validation and verification entities that issue statements for organizations about: a) the calculations for a proposed GHG reduction or removal project, b) the GHG inventory, and/or c) the declaration of C-neutrality. The concept of a national standard may be used to check the GHG inventory but not for compensation projects.

ECA has established that the certification process includes validation and verification for the management systems or products. These procedures for the organization's emission declaration towards carbon neutrality must be done by an entity accredited with ISO 17021 with an extension to the national standard. Therefore, only validation and verification will exist, but not certification for GHG declarations associated with projects, organizations, or products. However, the DCC is working on a certification process under ISO 17021.

ECA has indicated that as long as no accredited organizations exist in Costa Rica, MINAE will recognize verifiers accredited in other countries. Once Costa Rican organizations are accredited by ECA, the country, through ECA, will recognize accredited organizations from other countries as long as multilateral arrangements are in place to warrant the same accreditation system as in Costa Rica.

In terms of reporting, the C-neutrality standard establishes that as a first requirement, the organization defines the operating limits and facilities, along with the resources, functions, responsibilities, and authority involved in this management system. To quantify and document the inventory of GHG emissions and removals, the organization should identify the sources and sinks; select and compile data; select the emission factors, and finally run the calculation for emissions and removals.

To demonstrate C-neutrality, organizations should implement a management plan to achieve the GHG reductions and/or removals, including the following as a minimum: the statement of commitment by the organization to C-neutrality; the GHG reduction objectives, the resources provided to achieve them and maintain them, the offset goal strategy, the activities or actions that

³⁴This is applicable within the framework of projects to reduce emissions to create carbon credits. In the domestic market, additional processes are established.

should be carried out, the methodology to follow, the parties who are responsible, and the follow-up indicators and tracking methods that allow for ongoing improvement to the management system. In addition, the organization should update this management plan at least every 12 months, so as to periodically evaluate the plan's performance and apply corrective measures when necessary.

In terms of reporting, the C-neutrality standard establishes that the inventory report and management plan should contain information about the methodology used, the ways and means to achieve reductions, the justification for the selected methodology and reduction methods, a description of the processes and sites, the emission or removal factors, the time period, and the inventory report.

To that end, the organization should document the scheme used in compliance with the principles that compensations represent reductions elsewhere; they should follow the additionality criteria, consider permanence, leaks and double counting, and be verified by an accredited verifier. Likewise, as compensations are credits issued after reductions have taken place, they must be generated in the inventory year, and they must be credits coming from an independent, transparent, official registry.

C-neutrality declarations must be documented and have a management plan for the information they contain. The report should be issued in terms of tons of carbon dioxide equivalent (tCO₂e) by applying the conversion factors. This report should contain, among other things, a description of the organization, the scope of the management system to demonstrate C-neutrality (justification, the inventory, the decision criteria, the description of the processes and sites), the time period, direct GHG emissions, GHG removals, the base year selected, the GHG inventory and the description of the methodologies and the reasons they were selected.

3.5 Data and reporting

This section outlines the key reporting obligations that will underpin the Costa Rican Carbon Neutrality Standard and the supply of offsets.

3.5.1 Rationale

Costa Rica recognizes that reliable data is essential for ensuring the environmental integrity of the Domestic Carbon Market. Establishing an effective data collection and reporting system in Costa Rica involves application both by companies that want to offset their carbon footprint in search of carbon neutrality and those wishing to generate offsets from emission reduction activities.

3.5.2 General criteria to guide data and reporting considerations

The design and implementation of the data and reporting frameworks is to be guided by the following considerations:

- Completeness

- Comparability
- Transparency
- Accuracy

3.5.3 Data and reporting against the Carbon Neutrality Standard

Organizations classified as Carbon Neutral will be required to monitor and report their emissions, keep adequate records and surrender eligible offsets equal to their residual emissions. In addition, they must re-certify every year to ensure the Carbon Neutrality equation is applicable.

Where practical, ISO and IPCC standards or internationally recognized methodologies will be used as the basis for monitoring, reporting and assurance of emissions under the Carbon Neutrality Standard. With these protocols as the starting point, the Government still needs to decide the methods available to entities in each sector for monitoring and estimating their emissions, and thus their obligations under the Carbon Neutrality Standard.

Once liable entities have monitored and estimated their emissions, they would need to report them to the Government before surrendering credits against the Carbon Neutrality Standard.

3.5.4 Data and reporting in the domestic market

Emission factors set by the National Meteorological Institute and direct measurement factors will be used as the basis for monitoring, reporting and verification of emissions, when practical.

Transactions in a carbon market are based on the acceptance of a crediting threshold, which establishes the basis for issuing GHG credits. It justifies the need to evaluate the existence, pertinence, and sufficiency of data, as well as how it is processed. Considering that the Costa Rican Carbon Market will be based on a voluntary model, the reliability of data, information and the MRV processes that follow are fundamental to maintaining confidence in market transactions.

Data and information generation should come from mitigation projects and programs with a sector, industrial, or domestic scope. For the latter there is a need to strengthen and develop the domestic GHG inventories as the main source of this data, with a view to supporting the baseline estimate, the mitigation potential estimate, the goals based on activities and mitigation actions, and the MRV processes.

In that regard, the challenge is to improve the methodologies that the IPCC has generated to estimate emission and GHG sequestering inventory. These are applied to obtain domestic and global estimates but are not necessarily the source from the sector perspective. Moreover, for some sectors or sub-sectors, these definitions are not sufficiently fine-tuned so as to be easily applied in generating data for mitigation projects and programs. Within this context, building historic emission data also takes on importance since the use of trends will be an alternative for mitigation baseline estimates or potential.

3.6 Development of methodologies and protocols

3.6.1 Rationale

Costa Rica recognizes that a sound MRV system is a critical market readiness component. Designing an MRV framework in Costa Rica's case involves its application to companies wishing to become Carbon Neutral, and to the supply of offsets.

In that regard, the Costa Rican Government recognizes that MRV must respond at both the project level and sector scope programs. In addition, it must respond to specific sector issues that will initially participate in the market and also be susceptible to adjustments for those sectors interested in joining at later stages and/or to include lessons learned.

The challenge of implementing an MRV system with alternate focuses is that the community involved in the discussions on climate change still has not defined the MRV characteristics that may be sector related, the characteristics that may be based on national GHG inventory measurements, the characteristics that may arise from baselines and mitigation or sequestration estimates at the project or program group level or at the industrial scale, and those MRVs based on ex-post estimates and based on activities and actions. These alternatives are going to be explored in the next phase of PMR in the MRV design and implementation.

3.6.2 General criteria to guide MRV considerations

The goal of the MRV system is to allow the domestic regulator to monitor emissions, to ensure compliance with domestic policy goals and the regulations, standards and protocols established for the Costa Rican carbon market, and to provide confidence to market participants that emission reductions from the crediting baseline are real. Specifically it should:

- Establish clear standards and procedures that are nationally recognized and internationally audited (in the case of UCCs), for generating credits that are additional, permanent and real.
- Respond to sub-sector, industrial, and specific product activity challenges.
- Align with international standards and best practices. This will optimize the credibility of the Costa Rican Domestic Carbon Market and also establish the possible links to the international market (in due course). Given that MRV standards and best practice at the international level are constantly evolving, Costa Rica recognizes that its domestic MRV framework will need to be flexible enough to accommodate this.
- Ensure an expeditious, efficient, low cost system that matches the country's budget and institutional limitations as well as the financial implication for the private sector since such barriers may block quick adoption or become an obstacle that stops the development of some MRV components.

- Have the capacity to measure and monitor goals not related to GHG and the variance of that measurement from sector to sector. Consideration has been given to allowing the inclusion of smaller scale projects within the market. The measurements for these activities cannot be expressed in terms of GHG, but in units that reflect the performance of the sector, industry, or program involved. In some cases, goals may be composite indices that arise from a combination of GHG with production or population indicators, which adds new information to performance.
- Build on existing capacity.

The design of an MRV system for a domestic market in Costa Rica seeks, despite the uncertainty that surrounds the subject, procedures and methodologies that are applicable to the possible mitigation projects and programs that are applied based on internationally recognized standards. It is intended that this be carried out by independent parties who are recognized and accredited by the pertinent entities in the country as described in the earlier sections.

3.6.3 Recognition of international best practice

Costa Rica will seek to apply lessons learned from international best practice. The greatest experience in developing MRV framework comes from fulfilling the mitigation obligations for the countries in Annex I, using the Kyoto Protocol of the UNFCCC as well as GHG transactions among different countries, including those of non-Annex I countries. For example, MRV frameworks and methodologies have been developed under the Clean Development Mechanism (CDM) that may be used and adapted to develop mitigation projects and programs targeting voluntary markets.

The methodologies developed by the Verified Carbon Standard (VCS) may also be relevant since they are especially suitable for the land use sector (agriculture and forests). The methodologies developed by the Climate Action Reserve may also be used and adapted to develop carbon mitigation or sequestration projects and programs.³⁵

The post-Kyoto market discussion has introduced the language of “sector mitigation goals” that may allow linking the GHG inventory methodologies with the baseline calculation and mitigation estimates. The IPCC guidelines allow for the development of domestic and global emission factors for GHG. As mentioned earlier, however, the default factors are not necessarily appropriate for sector emission inventories despite the fact that the IPCC guidelines establish methodologies that can be used at sector and subsector levels. Furthermore, new methodologies should be developed to address the need of sectors with established emission objectives that do not exactly match the IPCC sector categories.

³⁵ In addition to the VCS, two other studies about MRV systems have been analyzed: *Best Practices Guide: Monitoring, Evaluation, Reporting, Verification, and Certification of Climate Change Mitigation Projects* (USAID Office of Energy, the Environment, and Technology, 2000); along with the EPA guide: *Fundamentals of Successful Monitoring, Reporting, and Verification under a Cap-and-Trade Program* (John Schakenbach, Robert Vollaro, and Reynaldo Forte, 2006).

3.7 Registry and data tracking system

This section outlines the components and functions of the Costa Rican National Registry underpinning the Carbon Neutrality Standard and the supply of offsets.

3.7.1 Rationale

Costa Rica recognizes that a data tracking system and registry is needed to ensure appropriate treatment and accounting of Carbon Neutral certification and emission reductions. A registry/tracking system also contributes to a country's assessment of its domestic implementation. The proposed GHG registry system involves its application for the carbon neutrality process.

3.7.2 General criteria to guide registry considerations

The proposed registry/tracking platform will:

- Provide security and transparency
- Provide legal proof of credits and transactions
- Provide an accounting system with details about all credits
- Process the implicit compliance in transactions
- Be flexible enough to be configured using a domestic system that will start up the Costa Rican market towards a regulated system and with international links
- Provide a source of centralized information in real time with solid processes; the registration system allows for management of the life cycle of a carbon credit from emission, verification, allocation of a unique identifier, and transparency through to expiration
- Register projects, credits that are issued, processes carried out and the stakeholders involved
- Follow-up all physical transfers
- Record all market participants and store detailed information about transactions

3.7.3 Registry features

The DCC is studying options for registry design and links to a technology platform. Access to the registry will be online to enable multiple registrations through a multi-standard interface. Features include:

- Automatic delivery of transactions
- Contributes to preparing the Carbon Market infrastructure
- Creates great carbon liquidity and efficiency
- Provides a tool to help manage a domestic market

- Provides a consolidated view of the market thanks to the Global Climate Portal
- Easily modified using Web Services
- Allows the addition of emission goals or ceilings
- The facilities may be easily moved from one operator to another in case of acquisitions or a change in owner
- Facilities to do mass loading using an XML file and extraction of Excel files
- General and detailed view of facility compliance
- A notification panel
- Standard reports in electronic format
- The registry administrator may decide which information is confidential

3.7.4 Registry components

The National Registry infrastructure will be divided into four components:

Projects Registry offers registration for those mitigation projects and programs that fulfill the eligibility criteria for issuing compensation units, and that have a numbering and verification process. It shall contain the basic data of each project participant, necessary for the identification and traceability of both the project and the UCC generated by it. The information contained in this record will include, among others:

- Project name
- Project code
- Name of the developer or main representative of the UCCs
- Other participants, co-holders of UCCs
- Type of project / methodology or protocol used
- Location
- UCC generation potential
- Crediting period
- Quantity of UCCs generated

Transaction Registry will provide the follow-up to the exchange of compensation units and their status, validity, and expiration date. This registry will enable market participants to record their transactions and request the Carbon Board to transfer UCCs or cancel them.³⁶

Qualified Carbon Technician (QCT) Registry is a list of accredited experts who offer validation and verification services for mitigation projects and compensation units. QCTs will be accredited using criteria established jointly with professional associations.

³⁶ Importantly, the registry will not track the trading of subsidiary instruments such as futures contracts or subsidiary interests that may be traded in relation to eligible credits.

Participants' registry will list the companies or institutions that intend to become Carbon Neutral certified and that may offset their emissions using UCCs or other eligible offsets.

The registry would have multiple users, including but not limited to project developers, participants in the Carbon Neutrality program, brokers and the public, to hold, transfer and surrender UCCs and to access public information.

3.7.5 Options for the Registration Project Management and Transactions

In all cases, the system will have the option to manage and administer records in-house or sub-contract a specialized entity. The table below summarizes the advantages and disadvantages identified for each case.

3.7.6 Administration

The Registry will be administered by MINAE, who will:

- Define the rules for project eligibility, and
- Define the goal allocation methods when needed and manage the new and existing standards to operate a domestic market.

The registry system will require steering committees, advisory committees and working groups to support its work in specific areas.

	Management and Internal Administration	Outsourced Management and Administration
Advantages	<p>With this option the Carbon Board has control over its own record. Registration may be linked to the development and implementation of the project, ensuring that the UCC will be awarded automatically when the project completes its verification. The Carbon Board may also automate the UCC deduction linked to the reserve account. Keep management process to ensure the integrity of internal recording and the system.</p>	<p>Outsourcing experience could ease the cost and responsibility of the Carbon Board and its Secretariat. These costs could be charged to developers of projects or activities directly at the time of registration or inclusion. A record may be linked outsourced to the database system in the same way if handled and administered internally.</p> <p>An outsourced service can provide independence of the image and reinforce the message DCM quality.</p> <p>A registration service provider can provide a service experience tailored to the needs of the system.</p>

	Management and Internal Administration	Outsourced Management and Administration
Disadvantages	An internal administration would be more expensive to have to be designed and implemented by the Carbon Board. This means developing the database and software if applicable, including security issues. The Carbon Board will be responsible for coordinating with other records, such as carbon neutrality, on their own. Internal administration will increase the workload of a small professional team.	<p>The costs could represent a barrier, as existing and experienced third parties are located outside the region.</p> <p>A very close collaboration between the governing body and the third party and close control of the governing body are essential conditions to prevent this from affecting the integrity of the system and registry.</p>

Source: DCC 2012, proposal under review

3.8 International alignment – international third party audit process

This section introduces Costa Rica's proposal to achieve international alignment through an international third party audit process.

3.8.1 Rationale

Given the national imperative to achieve Carbon Neutrality by 2021, Costa Rica intends to meet the majority of its emissions abatement by domestic demand. However, the Government recognizes that the growth and development of international carbon markets may present linking opportunities for extending the market for Costa Rica's abatement in the medium-term.

In the interim, Costa Rica intends to achieve international alignment of the Costa Rican carbon market through an international third party audit process of the proposed institutional arrangements, procedures and protocols by which standards are set and adopted, including the standards for carbon neutrality and generation of offsets within Costa Rica for meeting the goal of carbon neutrality at the enterprise level.

Costa Rica intends to use the PMR Implementation Phase to further explore the form, scope and frequency of the third party audit process. At this stage, it is envisioned that the audit will take place at Scheme commencement and be executed by an entity that is internationally recognized and accredited. It is envisioned that the audit will take place every three to five years, depending on the permanence of structural components of the market.

3.8.2 General criteria to guide the International Third Party Audit Process

- Accountability
- Transparency
- Environmental integrity
- Economic efficiency

3.8.3 International Third Party Audit Process

The third party audit process may consider any of the following in the course of the review:

- The effectiveness and efficiency of the Domestic Carbon Market scheme as a whole, including administration costs for both scheme participants and government
- The effectiveness of emissions reporting and coverage by the scheme
- The effect of, and potential for, international linking
- Governance arrangements, including the responsibilities of the regulator and the responsible minister's power of direction
- Any other aspect of the scheme and its operation that MINAE asks to be reviewed.

In reaching its recommendations, the international third party audit would be expected to consider issues such as:

- Actual experience with the scheme
- International developments, including the extent to which commitments have been made by major trade partners or competitor countries on emissions abatement and the extent to which countries have introduced carbon constraints into their own economies
- Emerging developments in climate change science
- Improvements in technology

3.8.4 Linking with International Markets and Crediting and Supported NAMAs.

The primary objective of Costa Rica's voluntary carbon market is to contribute to national carbon neutrality. This commitment will shape the form and scope of Costa Rica's approach to international linking. To this end, the Costa Rican Government intends to promote the surrender of UCCs to support domestic industries, preserve its current eco-competitive position and jobs and facilitate the domestic transition toward carbon neutrality. Under multilateral agreements the domestic market may be extended to enable international participation, however, it is a priority that this does not conflict with the C-neutrality pledge.

In addition, the Government intends to explore the linkages between credited/supported NAMAs and UCC offset programs, as some sector mitigation programs lend themselves for international support as a NAMA (rather than through domestic carbon market incentives). It is recognized that supported NAMAS have the capacity to promote further GHG mitigation; however, the role of these instruments in the domestic market will be a consideration for the Carbon Board, particularly with regard to avoiding double counting.

Given the dynamic international carbon market landscape, Costa Rica will continue to review its position on international linking as these markets develop and take shape. Costa Rica has always been an active player in the strengthening of international climate change agreements, and, therefore, the status of international market development will be followed closely.

3.9 Next steps requiring PMR support

The PMR can lend support to help develop and implement next areas:

Table 6. Activities on market infrastructure development and Demand Strengthening

Domestic market infrastructure
1) Design and implementation of the legal, institutional and economic framework
<ul style="list-style-type: none"> • Preoperation activities in elaboration of Decree for market regulation and definition of reform implications for existing regulation
<ul style="list-style-type: none"> • Business plan for the C Market Neutrality and financial management
<ul style="list-style-type: none"> • Appointment of Carbon Board and implementation of institutional arrangements
<ul style="list-style-type: none"> • Infrastructure cost
<ul style="list-style-type: none"> • Design and Launch Campaign Marketing Campaign
<ul style="list-style-type: none"> • International Auditing of Costa Rica System
2) Design of a GHG reporting system for mayor emmitters
3) Design and implementation of the data tracking system and registry
4) Generation of protocols (mitigation activities, eligibility criteria, procedures, definitions, reports, etc.) and methodologies for sector offset programs and MRV, and technical support of Carbon Board
5) Capacity building and social awareness
6) Pilot Project of C-neutrality certification of initial companies (CHAMPIONS)
Strengthening of Demand
1) Design and implementation of strategy of policy options to promote the goal of C Neutrality and a low emission development strategy
2) Outreach of activities on private sector for C Neutrality adoption
3) Sector base discussions on policy and instrument for C Neutral objective and a low emission development strategy
4) Pilot Project of scaling up of offset program from experience with initial companies (CHAMPIONS)

4 Mitigation potential by sectors and market suitability

4.1 General criteria to guide coverage considerations

Decisions on coverage have been guided by the following:

- GHG emission reduction potential. This is a natural criterion as it correlates directly with the potential volume of emission reductions or sequestration that can be achieved and transacted in the market. Calculating the emission reduction potential of the sector can be determined *top-down* based on long-term emission trajectories of sectors, or *bottom up*, considering available technologies and investment cycles.
- The availability of emissions data and acceptable methodologies for monitoring, reporting and verification (MRV). To establish the credibility of emission reductions, these must be stringently monitored and reported, and there is a need to create institutional capacities for data collection and verification.
- A desire to attract investment in low emissions technology, research development and commercialization by extending coverage as widely as possible
- Investment in new sub-sectors and activities. Access to strong MRV frameworks is the most desirable context for new sub-sectors and activities; yet sectors with limited MRV frameworks may participate in the market by agreeing on a lesser degree of accuracy of the reported emission reductions. MRV frameworks can be remedied to achieve this purpose though incurring in additional costs.
- Analyzing the managing feasibility and transaction costs present in the Costa Rican context.

This chapter presents a first approach of the expected mitigation potential of the five sectors included in the first phase of the operation of a domestic carbon market: Power Generation, Agriculture, Solid Waste Management, Transport, and Sustainable Construction.

The market suitability of these sectors will be fully assessed in the implementation phase of the PMR, but the initial considerations are presented as an introduction for every sector. The policy measures discussed are part of the range of possibilities the country will analyze jointly with the sectors involved during the implementation phase, and should not be deemed as official proposals at this early stage.

4.2 Power generation sector

Considerations for further analysis about market participation

The power sector is an example of low emission strategies already in place in certain sectors of the Costa Rican economy, despite the fact they were not explicitly established as such at inception. The low emission concept has been implicit at the Costa Rica Electricity Institute (*Instituto Costarricense de Electricidad* -ICE) planning exercises, following an electric expansion path based mostly in renewable sources. ICE's Electric Expansion Plan 2012-2024 aims at reducing the current installed thermal capacity from 21% to 13% by 2020, thus ensuring a 95% share of total power generation based on renewable sources.

However, planning in the electric sector faces multiple risks, including climate variability that affects energy expected from renewable sources. Additionally, large renewable projects in Costa Rica are confronting high social and environmental resistance that can delay or even threaten their effective implementation. In the case that these important barriers and menaces could not be removed, thermal projects appear as feasible options in terms of short-term investment and implementation possibilities.

In this sense, ICE and other utilities and power companies involved in the electric expansion plan could consider the domestic carbon market as an instrument to set incentives and emissions benchmark to meet the target on renewable sources mandated by the Energy National Policy and the National Development Plan.

Market support for renewable generation goals

Different scenarios can be built for the interaction between the electric power sector and the carbon market. For example, a scenario can be establishing a cap of 5% of the total for thermal generation with no carbon offsetting and generation over this cap that must be C-neutral electricity. (UCCs bought by ICE for the offset or ICE can buy energy from companies supplying C-neutral electricity.)

This cap could be adopted voluntarily by the sector or as a set of sector agreements and standards, or it can be mandatory in the future. The suitability of any of these approaches will be assessed in the PMR implementation phase as the multiple options to increase the demand for the domestic carbon market. Also the scheme should be considered and discussed by the power key stakeholders.

Another option for companies is to implement the sector program under a protocol allowing suppliers of thermal over-the-cap electricity to offset the energy after the selling, by a pre-accorded buying of UCCs in the carbon market. The scheme does not require the company or the installation must be declared C-neutral in advance (but will limit its declaration of own offset activities), but will participate in the domestic market by acquiring UCCs, which are going to be transferred to ICE (dispatch center host) to accomplish the over-the-cap electricity offset.

An important point with the interaction between the electric power sector and the carbon market is ICE will count on a market instrument to incentivize the Non Conventional Renewal Source Plan. This plan defines as non-conventional sources those of up to 5 MW that are not included in the ICE's electrical expansion plan 2012-2024. The non-conventional will come from renewable sources with the stated goal of ensuring a 95% share of generation based on renewable energies by the displacement of thermal generation. The requisite of carbon neutrality for the over-the-cap electricity generation puts in similar conditions the overall feasibility of these non-conventional renewable sources, because renewable sources do not require offsetting their emissions, while it is cost thermal electricity should face the over-the-cap generation.

Structure for the sector participation in the carbon market

The set up of the domestic carbon market at the power sector level can be conceived as the definition of a program established under a national policy for the sector as stated under the goal of ensuring 95% of renewable generation. The program will act as framework to define the mitigation activities that can be recognized, and by following the offsetting rules approved for the program by the Carbon Board.

Utilities and power producers can be in the program when fitting the conditions for participation and in the moment they are ready, or in different stages during the period the program runs.

ICE as sector program manager

The program manager will be a key player for the operation of the program and the involvement in the carbon market. ICE has the technical, management and governance conditions to act as managing entity.

Monitoring and verification

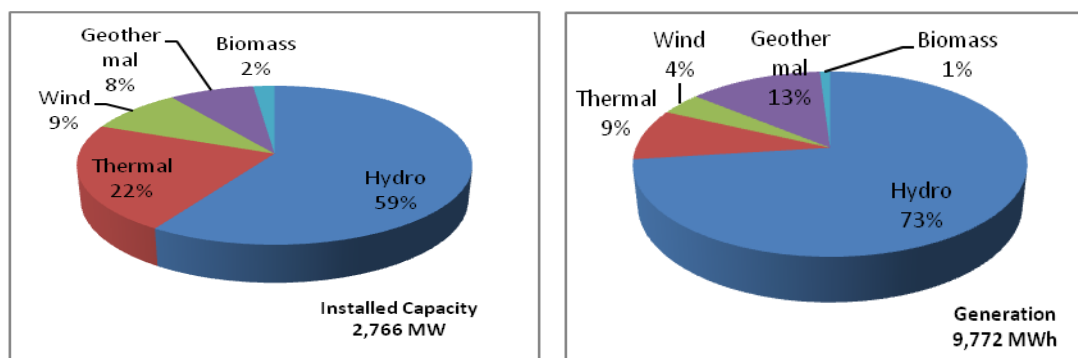
The methodologies and protocol are approved for the entire program by the Carbon Board, which ensures that the methodology provides correct guidance on how emission reductions are to be calculated and monitored for the power projects. All emission reductions generated under the program must be monitored and reported for verification, but the program can use methodologies that focus on historic data or surveys on the monitoring process. Part of the advantages in the power sector is the energy generation is monitored by the ICE Production Unit providing a monitoring infrastructure and reducing the risk of leakages.

4.2.1 Rationale for focusing on the power generation sector

The National Development Plan 2011-2014 (NDP) indicates that energy demand is rising at a rate of between 5% and 6% annually. If this outlook remains the same, estimates are that in 20 years the installed capacity for energy generation must be doubled. In parallel, a decline has been occurring in the share of renewable electricity generation. Fossil fuel-based generation has significantly risen over the last decade, from 0.8% in 2004 to 7.4% in 2008 and 9% in 2011.

Costa Rica generated 91% of its electricity from renewable sources in 2011, which makes the sector already low in emissions. However, the increase in thermal energy in recent years (reaching 9% in 2011 from less than 1% in 2004) indicates that the country is vulnerable to increase generation from non-renewable sources.

Graph 2. Installed Capacity and Generation 2011



Source: Mayorga, 2012.

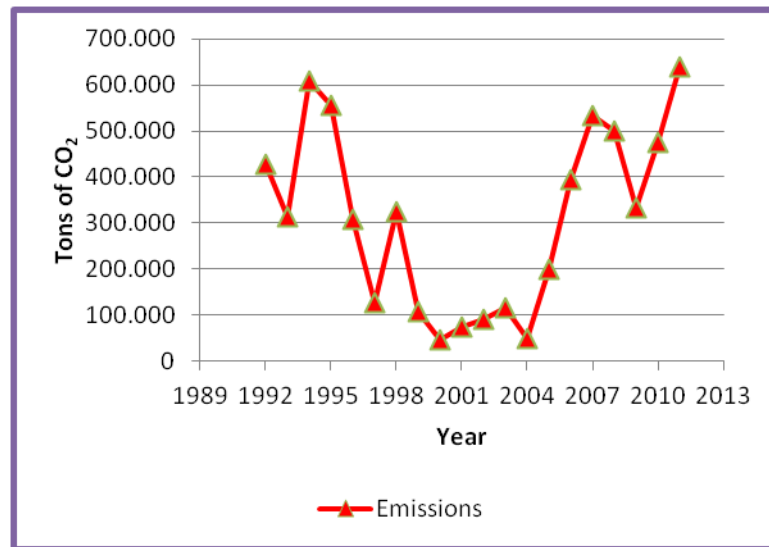
Maintaining this high rate of generation from renewable sources presents a set of new challenges: climate variability has caused longer periods of low water levels, which make it increasingly difficult to generate hydro-electricity, and the country has very few seasonal reservoirs for power generation in the dry season (demand peaks occur in this season); developing projects with multi-year regulation reservoirs has been difficult due to environmental considerations, and; there are legal barriers to developing projects, in particular geothermal, in certain Protected Wildlife Areas.

4.2.2 Historic and projected emission levels

The 2005 GHG national inventory shows that the energy sector represents 46% of the total net emissions (8,779 Gg CO₂e). The electric generation emissions, however, were just 233.5 Gg CO₂e, equivalent to 4% of the total GHG emissions. The emissions arising from hydroelectric and geothermal generation are equivalent of 20% of the total emissions, while they represent 85% of the electricity generation. In addition, thermal plants contribute 8% of the total generation and produce 80% of the GHG emissions.

The figure below shows the growth trend in thermal generation emissions in the last 16 years, only interrupted by the crisis in 2009.

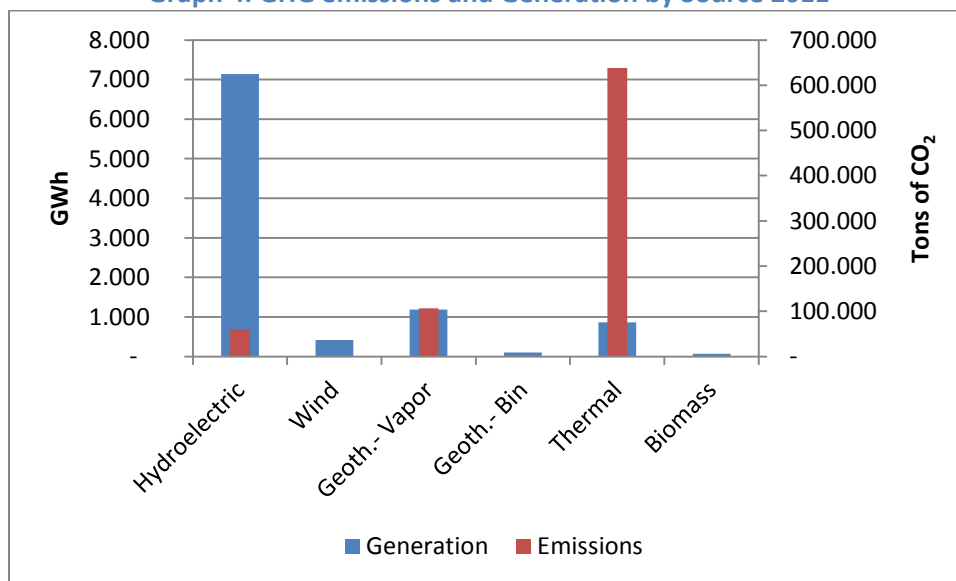
Graph 3. Historical variation of thermal plant emissions



Source: ICE based on CENCE data.

GHG emissions in the National Electricity System (NES) generation stage have been quantified since 2009. Figure 9 below shows total emissions of 805,000 tons of CO₂e. Seventy-three percent of the total energy produced is hydroelectric and it only produces 8% of the total emissions. Emissions from wind sources are zero (considering only direct emissions); however, they contribute 4.2% of the NES energy. Geothermal emissions are around 13% of the total, while producing 12% of total energy. The technology that produces the highest direct emissions is thermal with fossil fuels, representing 80% of total emissions.

Graph 4. GHG emissions and Generation by Source 2011



Source: Montero 2012.

4.2.3 Policy context pertaining the use of market instruments to reach low emissions development objectives

The power generation sector, through the Costa Rican Electricity Institute (*Instituto Costarricense de Electricidad -ICE*), has developed and adopted various policy instruments oriented toward generation with renewable resources to reduce GHG emissions. These instruments are depicted in the National Energy Plan, the Generation Expansion Plan 2012-2024, the Non Conventional Renewal Source Plan (PFRNC), and the Distributed Generation Pilot Plan. For the power generation sector, the interest in participating in the carbon market arises from the explicit mandate on renewable sources.

As seen previously, non-conventional sources are those of up to 5 MW that are not foreseen in ICE's Electrical Expansion Plan 2012-2024. The electricity sector seeks non-conventional sources predominantly from renewable sources, with the stated goal of ensuring a 95% share of generation based on renewable energies, thus displacing thermal generation.

4.2.4 Barriers for implementation of mitigation measures and use of market instruments

As identified by ICE, the promotion of non-conventional renewable sources of energy requires addressing barriers such as:

- a. New non-conventional renewable sources in general have a greater cost-benefit in relation to traditional sources, especially because of technologies recently introduced to the market, or due to the investment-energy production ratio, that does not show the economies of scale for large conventional projects.
- b. A tariff policy is needed to encourage investment in renewable sources.
- c. An institutional framework is needed to encourage and foster generation with non-conventional renewable sources using different economic instruments.
- d. The sources to generate electricity on the small and medium scale are generally held by the private sector.
- e. There is a need for capacity building at the private sector stakeholder level and for the electrical sector entities for operating in a carbon market.
- f. The costs of formulating carbon offset projects and inherent MRV processes in the carbon market deserve attention, since they could represent a financial barrier for small and micro operators.
- g. One of the PFRNC's strategic actions is to create an appropriate setting to remove the regulatory and legal barriers that block the addition of non-conventional renewable sources.

4.2.5 Interaction with other policy instruments

- Large-scale, conventional renewable energy projects, as identified in ICE's Power Generation Plan 2012-2014, are vulnerable to major delays in execution arising from social

and environmental barriers. These delays cause, in practice, the goals to increase generation with renewable sources to become difficult to meet.

- Along those lines, the integration of carbon market incentives in the PFRNC aims at attracting renewable projects along with private investment and public-private partnerships. Thus, options are increased for more diversification of renewable sources in the electric grid and greater diversification in the sources of financing.

4.2.6 Objective and scope of proposed sector mitigation program

The proposed sector mitigation program seeks to displace thermal generation with generation from non-conventional renewable sources. It includes a greater share of energy from small-scale hydro, solar, biomass, and wind in the national electricity system. It involves the PFRNC that creates the regulatory, institutional and technical conditions needed with a clear link to the domestic carbon market.

The program supports the national positioning and differentiation objectives that are looking for the sector to add value to domestic electric energy production and to advance energy efficiency and conservation. A more renewable energy grid that is low in GHG emissions will be a differentiation that will bring about international recognition and be an attraction for foreign investment. Moreover, a central objective related to energy security is to contribute to decreasing the dependency on fossil fuels along with lowering the impact on the balance of payments.

4.2.7 Approach for determination of mitigation potential

As per ICE's Electrical Expansion Plan 2012-2024, the planned capacity additions and total installed capacity are shown in the table below. It should be noted that the planned capacity additions in seek to expand the installed capacity in order to meet the projected demand in the moderate scenario of the plan.

Taking into account that thermal generation has been variable in recent years, a simplified model of electric generation expansion was built, seeking to establish the average composition of the sources. For this, the structure of the average generation was studied for the last 6 years and the results are summarized in the following table. Thermal generation is equivalent to 7% on average.

**Table 7. Structure of the average generation
(Data in percentage)**

Source	2006	2007	2008	2009	2010	2011	Average 2007-2011
Hydropower	76	75	78	78	76	73	76
Geothermal	14	14	12	13	12	13	13
Wind	3	3	2	3	4	4	3
Biomass	1	1	1	1	2	1	1
Thermal	6	8	7	5	7	9	7
Total	100	100	100	100	100	100	100

Source: Own elaboration with data from ICE

In order to estimate the expected emissions from thermal generation, the expected fuel used in this generation is calculated based on the information contained in the Electricity Expansion Plan. For conversion to CO₂, the conversion factors used for calculation are 0.0691 Gg CO₂ / TJ for Bunker and 0.0741858 Gg CO₂ / TJ for diesel.

4.2.8 Preliminary estimation of potential emissions reductions

With its PFRNC program, ICE seeks to guide and prioritize investments in renewable technologies and stimulate the development of non-conventional renewable sources that contribute to displace thermal generation. Assuming the PFRNC were conducive to reaching the goal of limiting the share of thermal generation at up to 5%, during the first year the program would reach 40% of the thermal displacement target, and 75% in its second year. According to this preliminary estimation, the average potential emission reductions are roughly 200.000 tons CO₂e per year.

4.2.9 Sector readiness activities to be carried on during PMR implementation phase

With the aim of advancing the low-emissions development objectives in the sector, a roadmap to enhance capacities for the prioritized GHG mitigation actions has been outlined in close coordination with ICE. ICE, through its Planning Directorate, leads its implementation.

PMR would support activities related to the in-depth assessment and design of sector offset programs (UCC supply generation for the domestic carbon market). Moreover, the PMR Implementation phase will provide a platform for required coordination and consultation among ICE, MINAE (lead agency for implementation of the domestic market infrastructure), and other relevant sector agencies/stakeholders.

The following table summarizes the key activities of the referred roadmap. The specific activities for PMR support will be defined with the sector counterparts as part of ongoing consultations.

Table 8. Readiness Activities in Power Sector

Studies supporting the market participation of the sector
<ul style="list-style-type: none"> • Design and implementation of offset programs, with scope, protocols, priority projects under the renewable energy program and feasibility studies for sector participation in the carbon market.
Improving GHG data generation and management, sector baseline/ sector benchmark methodologies and MRV
<ul style="list-style-type: none"> • Development of alternatives for baseline for grid-connected renewable energies, grid emission factors; protocols for periodic review of grid emission factors.
Institutional and capacity development for the implementation of the renewable energy program
<ul style="list-style-type: none"> • Strengthening technical capabilities of ICE and other key institutional actors. • Strengthening technical and institutional capabilities for tariff setting.
Stakeholder consultation processes
<ul style="list-style-type: none"> • Participatory process to inform sectors, assessing inputs, determine needs, etc.

4.3 Agriculture and livestock sector

Considerations for further analysis about market participation

As the governing body in agriculture and livestock, the Ministry of Agriculture and Livestock (MAG) has defined the participation in the domestic carbon market with three sub-sectors: cattle because of the importance of its emissions, coffee as an important iconic export product, and sugar cane due to its environmental issues around the harvesting burning practices.

Agriculture and livestock must be considered as both a source and a reducer of GHG. The sector generates GHG through fertilizer use, manure generation and soil effect during the tilling activities. At the same time, forest and pasture cover and the soil protection in farms can sequester and store GHG. By reducing fertilizer use, reducing methane from cattle activities and conservation practices maximizing sequestration and storage, the agriculture and livestock sector can be an integral piece of the domestic carbon market.

Another area where this sector can be involved is in the power generation in the Non Conventional Renewable Sources Plan or in generation of heat and power for self-consumption. Methane digestion technology that burns animal waste methane uses the heat to generate biomass electricity, meeting energy needs while destroying methane, and potentially the energy can be sold to the electricity grid as an extra flow of income for farmers.

Incentives for participation of the sector in the domestic carbon market

The adoption of an offset scheme in agriculture and livestock has to be evaluated as a set of strategies. One is the market incentive by the recognition of a price for carbon sequestration. The adoption of offset commitments should be initially by voluntary agreements and self-regulation. In this area MINAE can support the current initiative by building parameters of the GHG emission per production unit. This can act as a sectoral benchmark. If the sector has this maximum benchmark as a reference, the subsectors represented by agriculture and cattle products could engage in an internal trading to offset their emissions and meet the GHG emission per production unit. MINAE, MAG and farmer organizations can support this program by disseminating information and knowledge to achieve an easier adoption of self-regulation measures. Mandatory regulation could be assessed in the future in case voluntary agreements do not reach the emission benchmark.

Even though MAG can manage an overall program for the sector, an approach that could probably have a more effective scope is to divide the sector in separate programs engaging specific agriculture and livestock products. The specific programs would have a common basis, and the overall program from MAG can focus in these common work areas. The importance of the program approach is it reflects the current operation of the sector, where strong farmer organizations plan and implement policies and measures from MAG or from the areas of competence assigned to these organizations.

For example, the company Dos Pinos is a cooperative organization in milk and dairy products representing the most important and extended number of milk producers, processing about 80% of milk production in Costa Rica. Dos Pinos has committed to C- neutrality, and works in a voluntary initiative with its milk suppliers. Support from the Carbon Board can come by establishing a program for this product, in which farmers can start mitigation and offset programs or enroll in the future with a pre-established framework. This program can also be adopted by other dairy companies or by independent producers, but the program will establish the registry conditions, the methodologies and protocol, the MRV procedures and so on. Eventually this program should be the blueprint for mitigation actions for beef cattle.

The coffee sector is another example where an initiative of the Coffee Institute requires support to get the proper engagement of the coffee companies, generally consisting in cooperative organizations covering farming and milling processes and with a large number of producers. The sugar cane production has several similarities, but maybe some particularities of their organization also require a tailor-made offsetting program.

Sector program manager

Unlike the power sector, the agriculture and livestock sector has a higher dispersion of actors. The program manager is a key player in the involvement in the carbon market demanding technical and management conditions for organization to act as managing entities.

MAG had a previous experience when the National Bank of Costa Rica announced the voluntary commitment to offset their emission to reach the C-neutrality by purchasing offsets from agriculture and livestock. MAG identified their legal limitations to act as a trading organization, requiring the support from NGOs or other external entities by the specific contractual relationship.

Monitoring and verification

The Carbon Board approves the methodologies and protocol for every subsector program, and an overall program approved by MAG for sector baselines will also possibly be required.

4.3.1 Rationale for focusing on the agriculture and livestock sector

Costa Rica has a relatively modern and developed set of environmental norms. The country still faces the challenge of integrating production activities with environmental considerations and the intelligent use of natural resources.

Approximately 40% of the national territory is used for agriculture and livestock, of which 23.4% is dedicated to livestock and the remaining 16.6%, is dedicated to agricultural production. Some 15.6% of the herd is for dairy, 58.2% consists of beef cattle, and 26.2% serve dual purpose (dairy and beef).

MAG has prioritized three products in the sector for the purposes of promoting participation in the carbon market: cattle, coffee, and sugar cane. The choice of livestock is justified because it is the product that generates the most emissions in the sector. Coffee is a very important product within the country's export supply; the coffee producer association has announced its interest in participating in the carbon neutrality program. Sugar cane is a relevant crop due to the size of the planted area and environmental sensitivity around the burning practices while it is harvested.

According to the Project '*Support for the Preparation of Low-Emissions, Climate Resilient Development Strategies*' (UNDP-CINPE, 2012) “, for 2010, the sugar business reported an aggregate value of \$30.946 billion, which represented a 17.9% increase in relation to the previous year (SEPSA-MAG, 2011). Meanwhile the value of its exports came to US \$81 million (in 2010) after growing by 192.3% in relation to 2009. The figure paid for 174,530 metric tons showed a 137.8% increase (inter-annual variance from 2009 to 2010). Likewise on the other hand, this project reports that, according to the data provided by ICAFE, the coffee sub-sector generated 2.72% of the country's total export revenue in 2010 and 11.77% of the total foreign currency generated by the agricultural / livestock sector, including fishing. Coffee production represented 14.5% of the agricultural GDP in 2010, and 9.02% of GDP.

4.3.2 Historic and projected emission levels

Agriculture/livestock represents 37% of Costa Rica's total GHG emissions. These are generated by five sources: a) livestock, b) rice crops, c) burning pastures, d) burning agricultural waste in the

field, and e) agricultural soils.³⁷ Methane (CH₄) is approximately 90% of the emissions in the sector, and is generated by cattle due to enteric fermentation in digestion. The second gas in importance is nitrous oxide (N₂O) as the result of nitrogen-laden fertilizers used for coffee and pastures.

There is partial evidence of a trend, which has still not been quantified, that nitrous oxide emissions have dropped in the last several years due to the increase in the international price of fertilizers.³⁸ It is assumed that producers, in line with the need to maintain competitiveness in their products, have reduced the use of production inputs in general, and especially fertilizers. Conservatively speaking, it is estimated that the reduction in emissions may have been 15% in relation to emissions in 2005, but this needs further analysis and quantification.

4.3.3 Policy context pertaining the use of market instruments to reach low emissions development objectives

The '*Action Plan for Climate Change and Agro-Environmental Management 2011-2014*' of the Ministry of Agriculture and Livestock (MAG) proposes mitigation actions with technical options that reduce the release of GHG and capture and retain carbon on farms. In this strategy, C-neutrality is viewed as an element of differentiation between the agricultural/livestock products due to the highly technical value added contained in them.

In addition, MAG proposes payment for environmental services for sustainable production as a climate change mitigation and adaptation strategy. Sustainable production initiatives with an ecosystem approach will be encouraged by taking advantage of the PES.

4.3.4 Barriers for implementation of mitigation measures and use of market instruments

MAG representatives and other public and private sector stakeholders have highlighted the following key barriers:

- *Resistance to change and emphasis on immediate costs:* The producers' skepticism in relation to new production practices that mitigate GHGs is a recognized barrier. The practices that these producers have adopted date back decades (i.e., people who have used fertilizers for years resist the suggestion of using lower amounts or that changing fertilizers may bring about a benefit). For many, the national mitigation objectives and commitments that the country has made internationally are too far removed from their daily practices. The awareness of the benefits of accurate agriculture with good environmental management is on the rise. But for some people, mitigation is seen as an

³⁷ MINAE. IMN (2009) Inventario nacional de emisiones de gases de efecto invernadero y de absorción de carbono en Costa Rica en el 2000 y 2005.

³⁸ Dr. Johnny Montenegro, MAG, personal communication, March 26, 2012

imposition from outside that increases the operating costs without necessarily increasing the economic benefits.³⁹

- *Limited public resources:* The lack of financial resources has limited the effective implementation of some laws and programs related to sustainable agriculture based on a model that provides incentives to the producers, such as recognition for their environmental services. The scarcity of public funds may also affect the implementation of future mitigation measures based on a “payment” model for producers, such that they have to develop other financial plans that do not go beyond the public offers.
- *The lack of a GHG emissions reporting system for the private sector:* An information system has yet to be developed to monitor emissions from the production sector. This is a stumbling block for recording of the emission trends, not just nationally but for the main agricultural / livestock sub-sectors.
- To face these barriers, a suggestion has been brought up to create a new coordination platform among the sector’s stakeholders, to be specific in sector goals and participation, rationing the financial resources, measuring the co-benefits, increasing the effect of a “practical demonstration” and creating a culture among farmers of data recording and reporting.

4.3.5 Interaction with other policy instruments

For the time being, the government has chosen voluntary market instruments instead of a mandatory compliance policy with a sector ceiling that would require emissions to be reduced. The basis for choosing a carbon market as a low emission development strategy is to create an incentive so companies are able to view carbon footprint reduction as a genuine business opportunity.

There are links between a market instrument that stimulates adoption of sustainable agricultural practices, on the one hand, and generating co-benefits, on the other hand. Water resources are key to other production sectors, in particular the energy sector. MAG and ICE, given their high technical capacity and their common interest in water resources, are in a good position to explore a joint strategy to protect this strategic resource for the country that would be threatened under a drought-driven climatic scenario. Droughts would affect the producers in the agricultural / livestock sector and the ICE generating plants.

³⁹ Stakeholder consultation process for MRP.

4.3.6 Objective and scope of proposed sector mitigation program

- The sector program includes improving livestock grazing, cattle productivity improvement, reduction of N₂O, and reforestation of pastures. In the coffee activity, actions are proposed in cultivation and milling processes. In sugarcane, the actions focus is on reducing the use of N₂O.
- The proposal in the agriculture sector aims at strengthening the design and implementation of the priority mitigation activities proposed by MAG, in particular in regards to generation and management of GHG data relevant for the estimation of GHG emissions and carbon sequestration, reporting protocols at activity level, and overall the design of a MRV system.

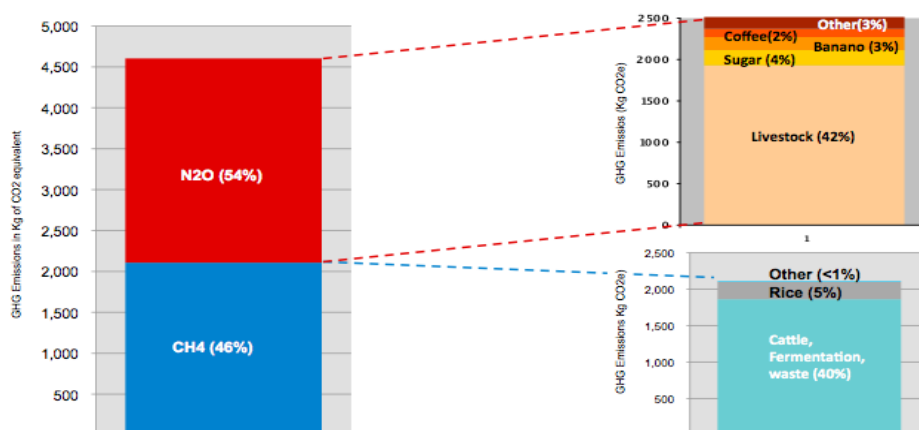
4.3.7 Mitigation options and potential

According to IMN (2009) and Montenegro (2010), the annual GHG emissions from the agriculture and livestock sector are 4.6 million tons CO₂e. Out of this sector total, 54% are N₂O emission and 46% are CH₄ emissions. Activities related to cattle management are attributed 42% of the total N₂O emission and 40% of the total CH₄ emissions.

The project UNDP-CINPE (2012) has assessed the next prioritized mitigation measures:

- The identified mitigation activities in livestock are: agro-pastoral improvements, with the goal of reducing methane from cattle farms and increase the area of improved pastures and adjusting grazing cycles depending on forage availability and nutritional quality. Furthermore, the reduction of fertilizer uses in order to reduce nitrous oxide emissions. The challenge is to explore new sources of fertilizer and application forms so as to reduce emissions without reducing pasture quality and adversely affect milk production. Finally, to promote reforestation the program will implement a mechanism for environmental services applicable on farms.

Graph 5. Composition of GHG Emissions from Agriculture and Livestock



Source: IMN (2009) and Montenegro (2010)

- In coffee production, both shade coffee and non-shade coffee is present. Mitigation options are discussed in the production and processing stages. The study proposes the reduction of nitrogen fertilization, phosphorus, potassium, magnesium and boron to be applied to a plantation in production to meet the nutritional needs of the crop. The study also discusses methods of fertilizer application and adjustment according to the absorption capacity of the culture, as well as various stages of reduction in the amount of fertilizer applied. In coffee milling, mitigation activities include improved practices to reduce water use, wastewater treatment, energy use for combustion and use of solid waste for composting.
- Emissions from sugarcane soils are associated with agricultural field burning of agricultural residues. However, analysis of mitigation options focusing on nitrous oxide emissions, which are generated in the cane, fields as a result of nitrogen fertilization process. The proposal focuses on the mitigation option in the agricultural phase through controlled release fertilizer nitrogen and other actions to improve carbon cycle.

The NEEDS assessment estimated the GHG emission reductions through similar measures to those presented in livestock, such as improved pasture systems, pasture management, and reducing fertilizer use, resulting in a potential mitigation annual average of 400,000 tons of CO₂e.

4.3.8 Readiness activities for the PMR implementation phase

MAG and MINAE have begun the identification of mitigation potential under the Project '*Support for the Preparation of Low-Emissions, Climate Resilient Development Strategies*' (UNDP-CINPE, 2012).

The results of this research allow identifying the potential of specific mitigation actions, but in the three covered sub-sectors (livestock, coffee and sugar cane) relevant gaps have been identified as to be able to design an offset program. These gaps are related specially to data availability and quality, which leads to conclude that a first step for formulating an offset program is to develop reliable data.

The next table summarizes the key activities of the referred roadmap. The specific activities for PMR support will be defined with the sector counterparts as part of ongoing consultations.

Table 9. Readiness Activities in Agriculture and Livestock

Studies supporting the market participation of the sector
<ul style="list-style-type: none"> Design and implementation of offset programs leading to the participation of the sector in the carbon market, with definition of geographical scope, number of farmers to include and activities of offset of CO₂. Definition of a roadmap to follow by the agriculture and livestock sector to implement the offset program
Improving GHG data generation and management, sector baseline/ sector benchmark methodologies and MRV
<ul style="list-style-type: none"> Development of protocols and methodologies to be applied for calculating of CO₂e emissions and sequestration in livestock, coffee and sugar cane Determine amount of CO₂ captured in sustainable production projects developed from 2008 to 2011, as a tap of the database available within this MAG program. Development of MRV protocols for UCC from the sector with rolls, functions, responsibilities and stakeholders accountable for Studies an fieldwork to estimate emission factors in agricultural sector Case studies (coffee two cases: a cooperative and a micro-mill; cane; livestock two cases).
Institutional, capacity building and social awareness
<ul style="list-style-type: none"> Strengthening the technical, legal, administrative and financial bodies in MAG and key actors Technical training to potential leaders and producer organizations Systematization and exchange of experiences in mitigation and CO₂ capture Technical training for the implementation and sustain of the MRV system Designing marketing strategy for positioning the scheme nationally Socialization of the topic and consultation to organizations of producers
Process of consultation with stakeholders
<ul style="list-style-type: none"> Participatory process to inform sectors, assess inputs, determine needs, identify barriers, etc.

4.4 The solid waste management sector

Considerations for further analysis about market participation

According to the study “Mitigation Potential in the Field of Ordinary Solid Waste” (CYMA-GIZ)⁴⁰, the solid waste management sector represents 17% of total country emissions, and even the current annual growth in waste generation would result in emissions of 1.07 million tCO₂e in 2021. C-neutrality for the sector in the long run is possible if the country adopts advanced technologies and their broader application.

Achieving long-term neutrality involves implementing a program to consider, in a coordinated way, the wide application of advanced technologies already available in the country and some technologies adopted in developed countries.

⁴⁰ In January 2012 the CYMA program published the study “Mitigation Potential in the Field of Ordinary Solid Waste”, supported by GIZ. This study, and consultant Mr. Jan Jansen were invaluable inputs to this MRP.

This will also imply a significant involvement of all stakeholders and a profound conversion of the solid waste management sub-sector, in the long term, towards a model similar to that in developed countries. Also, this requires preparation and accompaniment to overcome barriers in the institutional, technical, legal and administrative aspects. The strategy would entail a correct design in economic incentives, financial support, information base, monitoring, training, awareness and external support in terms of technology transfer and adaptation as well as technical advice.

Incentives for participation of the sector in the domestic carbon market

The adoption of an offset scheme in the solid waste management would most likely be based on mandatory regulations rather than voluntary agreements or self-regulation. Again, the set of policy options will be assessed on the implementation phase of the PMR. The active uptake and offset of methane emissions from landfills should be a mandatory policy. This means landfills should be able to transfer the cost to municipalities, which are the entities that collect waste, and municipalities would have to improve their ability to transfer costs to businesses and residence areas from collection services. This would also be linked to the adaptation of the regulatory framework to allow increased rates of collection and disposal of waste, and be able to cover a portion of the high costs associated with a low-emission disposal.

Work should be developed in parallel with the adaptation of the regulatory framework to facilitate electricity generation with the captured methane gas from landfills, simplifying procedures and ensuring adequate tariffs for sale of electricity.

The enforcement of active uptake and offsetting of methane in landfills should also allow recognition of GHG reduction and offset of emissions from the source of waste. This means that actions like recycling, composting and waste reduction can be recognized as offsets and there would be incentives for actors to evaluate the cost of paying for the capture and disposal of greenhouse gases in landfills or reducing GHG from the early stages of the chain waste production.

This scheme means the Carbon Board should entitle a program to recognize offsets not only from the methane capture and use in power generation, but also from recycling and composting. It is important here to implement an umbrella program enrolling actors when the market suitability is present, because not only do the landfills managers (some municipalities) have different capacities to engage in this scheme, but also at the level of municipalities there is an uneven capacity to improve collection, recycling and ensure and enforce the payment of collection fees.

In this sense the sector has advanced in issuing relevant policies and legal framework. The Ministry of Health has issued the National Policy for Integrated Waste Management 2010-2021. Also, the Law for Integrated Waste Management No. 8839 has been issued, requiring the inclusion of integrated solid waste as part of the measures for mitigating and reducing the effects of climate change, by applying technologies for the treatment, recovery and disposal of waste.

Sector program manager

This sector presents a profound dispersion of actors, which also show important weaknesses. The Ministry of Health can be an important technical and organizational support for the overall system, but it should have a profound institutional and legal arrangement to act as a program manager. Additionally, municipalities have a complex set of roles as to be seen as the right entities to accomplish the management of the multiple commitments that the program involves.

In this case, possibly the sector needs support to implement a scheme of public-private partnerships between public related entities with NGOs or industrial organizations with the technical, management and governance profile allowing them to act as program manager closely working with the Ministry of Health and municipalities, through protocols and special regulation.

Monitoring and verification

The Carbon Board can approve the methodologies and protocol for the sector program, and should consider not only capture and use of methane, but also recycling, composting and advanced technologies.

4.4.1 Historic and projected emission levels

According to the Study Mitigation Potential in the Field of Ordinary Solid Waste-OSW (CYMA-GIZ), the SWM sub-sector emits approximately 0.94 million tCO₂e and represents the largest source of GHG in the waste sector. This estimate refers to net emissions (i.e. it considers the emissions avoided by recycling materials). The main drivers in emissions are:

- The disposal of OSW i.e., emissions of methane gas at landfills and dumps: Approximately 1.08 million tCO₂e.
- Recycling activities emit 0.07 million tCO₂e and avoid 0.21 million tCO₂e (recycling as a GHG sink; energy savings in recycled material compared to raw material processing), resulting in net emissions of -0.14 tCO₂e.

In 2012, the waste management sector, according to the IPCC definition, is causing projected emissions of 1.67 million tCO₂e. The Residential Solid Waste (RSW) sub-sector represents 56% of sector emissions and 9.5% of domestic emissions from estimates of 9.94 million tCO₂e according to the model used for these scenarios. The basis for the estimates involves data of different qualities and different soundness and will need an effort to improve the information about waste flow and quantities.

The business-as-usual scenario or the RSW sub-sector baseline, assuming, on the one hand, that the country does not take any additional mitigation measures, and, on the other hand, a 1.5% annual growth in waste generation would result in emissions of 1.07 million tCO₂e in 2021 and 1.27 million tCO₂e in 2032. Taking the projections that have been made for 2021 and 2032, the chart below shows an approximation of the expected trend in CO₂ emissions from the sector.

4.4.2 Context of the policy to use market instruments to reach the mitigation goal.

The approval of the Integral Waste Management Law (Law 8839) in 2010, places the country within a scenario involving greater challenges, but it also provides more opportunities related to responsibility definition, management principles, and stakeholder articulation. As a complement to implementing the law, there is a need to provide incentives for alternative businesses to take advantage of this type of waste and raise the awareness of the population about appropriate integral management practices.

The Ministry of Health, as the governing body for the Solid Waste Sector, has made a significant improvement to the conceptual and legal/standard-setting framework over the last several years to establish a modern and adequate Integral Solid Waste Management system with the support of the 'Competitividad y Medio Ambiente' (CYMA) Program of the German Agency for International Cooperation (GIZ). This framework (still under development and in different stages of implementation) represents a favorable sign in general terms to define a sector-wide GHG mitigation program, including participation in the carbon market.

4.4.3 Barriers to policy alignment with market instruments

Some of the barriers for implementation are the following:

- Current lack of awareness and little involvement by many of the stakeholders in the envisioned mitigation program. The program needs a participatory process related to information, inquiries, and validation to develop a sector wide GHG mitigation program.
- The database and information to design and implement the sector mitigation program and for the Monitoring, Reporting, and Verification (MRV) system are weak. With the development of the MRV system for the program, training and backing program needs to be put in place for the Ministry of Health and the key stakeholders in adopting and executing the MRV and information systems.
- Capacities need to be created for the Ministry of Health and other key institutional stakeholders to develop and run the anticipated mitigation program. An evaluation is needed for the actions to date and to identify the institutional development needs. Coordination and allocation of responsibilities and functions need to be strengthened for the institutions involved in the program.
- Current conceptual, legal, and administrative framework for the Integral Waste Management (IWM) is not focused on climate change. This framework needs to be adapted and complemented, including the creation of private sector incentives and/or obligations.
- Requirements of awareness and information for the sectors of society. The existing campaigns and initiatives about mitigation within the SWM need to be mainstreamed.

- There is a lack of integration and coordination among the key stakeholders to implement the mitigation program. Alliances with the key stakeholders need articulation, integration, coordination, and training: private sector, public institutions, NGOs, academy and other sectors.
- High costs are associated with investment in infrastructure, technologies and operating costs, while there are low collection and disposal fees for IWM service. The sector needs: the regulatory framework to allow collection and disposal fees to be adapted, promotion related to lines of credit for investment in mitigation technologies, existing economic incentives for private investment and mobilization of external support and international aid.
- Barriers in the technical field: Some of the technologies to be implemented still have not been fully applied in the country, involve technological and economic risks or lack in cooperation between the academy and private sector. Support is needed to transfer technologies that have been approved internationally.

4.4.4 Interaction with other policy instruments

Faced with the barriers to implementing market instruments, the diversity of the stakeholders and their interests, and the mitigation cost, there is some doubt about whether merely introducing the market mechanism will be able to ensure that the mitigation goals are reached. Consequently, a combination of instruments is recommended:

- An active capture mandate in the sanitary landfills based on a size to be defined.
- Adaptation of the regulatory framework to make it possible to increase collection and disposal fees so they cover part of the high costs of final disposal with reduced emissions.
- Adaptation of the regulatory framework to facilitate electrical generation with methane gas captured at the sanitary landfills, i.e., simplification of the procedures and fees adjusted for the sale of the generated electricity.
- Financial compensation using market instruments to increase recycling.
- More demanding follow-up on the obligation that the municipalities have to implement separated collection.
- Analysis of the options for implementing the principle of “extended producer responsibility (EPR)” in relation to recyclable materials, e.g., packaging and wrappers.
- Encourage demand for the compost that is produced.
- Incentives through development funds for technological adaptation.
- Analysis of the possibility of forcing the stakeholders in the sector to apply technologies and to adapt the collection fees so they cover part of the high cost of applying technologies; the relevant adaptation of the regulatory framework.

4.4.5 Objective and scope of proposed sector program

The mitigation program focuses on ordinary solid waste and includes several technical options to be implemented together, beginning with the capture and use of methane gas in landfills. A second treatment technology is recycling waste, which already contributes to GHG mitigation in the waste sector and represents a GHG sink so increased recycling rates lead to significant additional mitigation. As the third treatment technology, is the composting of organic waste. In the medium to long term technology poses a profound conversion of integrated solid waste management and a transition to advanced treatment technologies in landfills.

4.4.6 Approach for determination of mitigation potential⁴¹

The baseline estimate of GHG emissions and the mitigation potential in the Solid Waste Management sector was supported by the GIZ in Costa Rica, which in early 2012 ended the Program Competitiveness and Environment (CYMA) that produced significant results in 2010 for the sector as the National Policy for Waste Management 2010 to 2021 for the Ministry of Health; the Law for Integrated Waste Management (No. 8839), and the Costa Rica Plan of Solid Waste, as well as various regulations and technical guidelines.

In January 2012 the CYMA program produced the study *Mitigation Potential in the Sector of Ordinary Solid Waste*. This study followed a methodology that consisted, among other things, in the compilation and updating of information on the status of the Integrated Solid Waste Management Program in Costa Rica, the review of the reports like "Projections of Generation and Solid Waste Composition Ordinary Type household and Commercial Costa Rica" and "The National Information System on Waste Management". The estimates are based on the use of a tool called Calculator SWM-GHG, which was developed on behalf of GIZ and KfW. This tool aims to understand the effects of proper waste management on GHG emissions. The calculator allows quantification and comparison of different waste management strategies, even if the information is not all available, providing the necessary parameters.

For the baseline scenario the calculator provides a projection of future emissions from the SWM subsector, assuming the country does not take additional mitigation measures and a growth of 1.5% in waste generation.

4.4.7 Preliminary estimation of potential emission reductions

The proposed mitigation program with features and assumptions offers a mitigation of about 480,000 tCO₂e per year on average, which is proposed as a preliminary mitigation goal. The SWM subsector provides even more mitigation potential, which could be exploited through the implementation of some advanced technologies and a broader application of these technologies. Thus the subsector could become long term, in a neutral field in GHG emissions, offering a long term mitigation potential of up to 940,000 tCO₂e.

The proposed mitigation program in the subsector of SWM with its four main technical strategies and their mitigation potential is described below. It is a comprehensive and long-term program with significant interrelationships and interdependencies between the individual technical strategies. Thus the total mitigation does not constitute the sum of the parts; but the mitigation of each independent technology mentioned below.

Technical Strategy 1: Capture and destruction of methane gas in landfills, in feasible cases complemented by the energy use of methane gas. The most important mitigation strategy in the short and medium term is the active uptake and destruction with high efficiency (conversion to carbon dioxide) of methane gas in the three or four largest landfills, complemented by the use of gas for power generation or thermal use in profitable cases. The estimated mitigation potential of this strategy is about 200,000 tCO₂e per year on average.

Technical Strategy 2: Recovery (recycling) of materials such as plastics, paper / cardboard, metal and glass. The estimated mitigation potential of this strategy is about 80,000 tCO₂e per year on average.

Technical Strategy 3: Composting and bio-digestion of organic waste (waste from agricultural fairs, parks, gardens and facilities such as restaurants, shopping centers and hospitals). This organic waste can be relatively easily collected separated, and treated properly. The estimated mitigation potential of this strategy is about 100,000 tCO₂e per year on average.

Technical Strategy 4: Evaluation and implementation of advanced treatment and solid waste energy recovery for a transition to advanced technologies, allowing a radical reduction of the landfill deposited waste volume, and the use of the dry fraction of waste as energy. The estimated mitigation potential of implementing the biological stabilization is about 100,000 tCO₂e per year on average.

The study by GIZ builds three scenarios: mitigation moderate scenario (Scenario 1), optimistic scenario of mitigation (Scenario 2) and the optimistic scenario of mitigation with application of advanced technologies (Scenario 3).

In the optimistic mitigation scenario, the emissions level is down to 400,000 tCO₂e a year. This means a net reduction of emissions by about 57% or about 540,000 tCO₂e a year compared to the reference scenario. When the composting or digestion (parks and gardens waste or organic fraction of overall RSO) strategy is introduced in the optimistic scenario, the sum of the estimated mitigation potential is around 480,000 tCO₂e per year on average.

4.4.8 Readiness activities for the PMR implementation phase

According to the consultant Jan Jansen, who is the technical advisor for this report in behalf of GIZ and has been advisor for the CYMA program, the selection and combination of strategies are examples and are based on a number of assumptions, for example, regarding the efficiency of the technologies and the percentage of RSO that would be treated by a certain treatment. Each

presents different potential strategies for mitigation, specific mitigation costs, benefits to GIRS objectives, co-benefits and possible barriers, influencing the prioritization, plus there are interdependencies between them.

So the formulation of an offset program requires a more in-depth analysis of these technical strategies to define the individual and joint scope, considering the interdependence between each other and the interrelationships between them within the framework of an integral program. Also the program needs a more profound analysis of the current waste flow to develop and implement a database and a waste-flow simulation system. A protocol needs to be developed to apply methodologies that support the baseline design, potential mitigation, and an MRV system.

The next table summarizes the key activities to follow a roadmap for the sector and arrive at an offset program. The specific activities for PMR support will be defined with the sector counterparts as part of ongoing consultations.

Table 10. Readiness Activities in Solid Waste Management Sector

Studies supporting the market participation of the sector
<ul style="list-style-type: none"> Design and implementation of offset program with scope, protocols, boundaries, feasibility studies and activities leading to the participation of the sector in the carbon market. Analysis to define scope, necessary infrastructure, technology and other requirements related to methane capture and use, waste recovery (recycling), composting and bio-digestion and advanced treatment technologies with design of a medium-and long-term strategy to transition to these advanced technologies.
Improving GHG data generation and management, sector baseline/ sector benchmark methodologies and MRV
<ul style="list-style-type: none"> Develop, improve and implement a database system simulation and waste streams. Strengthening of information system of the Ministry of Health for GIRS. Protocol for Development of methodologies. Development of an MRV system.
Institutional, capacity building and social awareness
<ul style="list-style-type: none"> Conduct training and support program for the Ministry of Health and key stakeholders in the adoption and implementation of an MRV and information systems. Strengthening of the technical, legal, administrative and financial aspects of the Ministry of Health and other key institutional actors and processes of institutional and sector coordination. Development of a methodology for aligning GIRS municipal plans according to mitigation needs and implications at the municipal level. Supporting actions building and strengthening partnerships with the private sector and organizations that contributes to the aspects of mitigation program.
Process of consultation with stakeholders
<ul style="list-style-type: none"> Participatory process to inform sectors, assess inputs, determine needs, identify barriers, etc.

4.5 The transport sector

Considerations for further analysis about market participation

The CDM pipeline report indicates the expected CERs until 2012 from CDM projects in each sector. The transport sector represents only a 0.3% share in the total of projects⁴², while renewable projects are at the top with 35% participation. This indicates that transport has not been an attractive or feasible source of projects in the carbon market. In contrast, a recent study “Accessing International Financing for Climate Change” (GEF, 2012), states that according to the characteristics of multilateral and bilateral financing sources, transport represents 34% of the financing allocation, while energy (including renewable energy and energy efficiency) has the highest share of 47%.

These examples illustrate the difficulty of the carbon market to generate a transition of the transport sector to a clean technology pattern. The UCC will be a market incentive, but only if run alongside compulsory policies to adopt: a modern and organized public transport system; voluntary efficiency standards; regulation on road driving cost; taxes, insurance costs and measures encouraging public transport use; non motorized alternatives and use of biofuels; electric transportation; and low consumption light vehicles.

This approach of using a market instrument like the UCC, accompanied by a strong body of policies, regulations and standards encouraging a shift for low carbon transport, recognizes that carbon market prices are always going to be insufficient to lead a major transformation in car purchasing and use habits or to provide core financing for public transport modernization.

The participation of transport in the carbon market will make sense only after the country can define a comprehensive plan to implement a public bus system, a strategy for biofuels, gas and electric cars, and the transformation of the existing train system to one based on electric power integrated with the bus system.

The reason this comprehensive policy definition is prerequisite to understanding the financial impact of the carbon market is because it is necessary the design of a financial architecture considering the several sources to be identified and the respective plans of how to access each. Only after designing this financial structure, can the income flows from the carbon market be understood as complementary sources, and not as foundations to cover the gaps and achieve a profitable transport transformation. These gaps, if existing, should be covered by government subsidies or by redesigning the planned system, but never should be used to estimate the required carbon price of the offsets coming from the sector. This is because on this basis the sector would hardly have market suitability, despite the fact that the amount of UCCs can be significant and that at market price these could mean an important financing source.

⁴² <http://www.cdmpipeline.org>

Incentives for participation of the sector in the domestic carbon market

The generation of offsets in the transport sector is hardly going to come purely from carbon market incentives.

When the strong body of policies, regulations and standards mentioned is in place, the result will be offset generation in the sector as a derived market, and the sector will produce offsets which even at the market price will represent an important flow of income.

The offset programs will be based on implemented policies and regulations for public bus operators to engage in a rapid transit system for the metropolitan area. Also, the policies will result in the implementation of a light electric train, adoption of biofuels countrywide, and standards and incentives for gas, electricity and other clean fuel use in public transport. The set of regulations to restrict private car use and for substitution in cargo fleet is also important.

Sector program manager

This sector presents not only the profound dispersion of actors other sectors show, but also the presence of important stakeholders with economic and organizational power. This means a power manager in the sector with enough competencies in terms of the market roles as well as transport roles must be entitled. The Ministry of Public Works and Transport (MOPT based on its acronym in Spanish) presents high organizational fragmentation, requiring a deep legal and institutional change in order to qualify as the right entity to act as program manager. Here PMR can also support in the design of a scheme of public-private partnerships between MOPT, NGOs, and private firms with the technical, managerial and governance capabilities to perform a program managing entity role.

Monitoring and verification

The methodologies and protocol to be approved by the Carbon Board for the sector program should consider the policies regarding traffic substitution and reduction and also the shift towards advanced clean technologies.

4.5.1 Rationale for focusing on the transport sector

The National Development Plan (NDP) of Costa Rica indicates that MOPT will invest in improving the roadway infrastructure so that it can be more efficient and in harmony with the environment. It includes actions such as promoting the inter-sector public transportation routes, finalization of the city beltway system and reorganization of public transportation in the metropolitan area. This latter will be fulfilled by finishing up a Master Public Transportation Plan for the Grand Metropolitan Area (GMA) and setting up a rail transportation system in the GMA.

Transportation constitutes one of the main challenges for the country since it requires a profound transformation towards a multi-mode public transportation system, adoption of sustainable technologies, and a modern and efficient management system. In Costa Rica, transport is

responsible for 75% of pollution emissions (Barrientos, 2010). An increase in congestion in the metropolitan area causes vehicles to speed up and slow down constantly, consuming more fuel and emitting more pollution. It is also the sector of the economy that consumes the most oil-based energy with a high dependency on imports (Flores, 2012).

The public transportation system is based on buses with no inter-modal vision. The system is very disjointed and has a service structure with radial buses that come from outside the city to downtown San José. Nor is there any hierarchy that provides dedicated lanes for public transportation. These problems have caused the metropolitan population that uses the bus system to decrease from 75% a decade ago to 63% currently. Inhabitants look for alternative forms of transportation such as using informal services, taxis and their own vehicles, including traveling by foot (PRUGAM, 2008).⁴³ In addition, Flores (2011) mentions an increase of buses, which are the so-called “special services”, (vans for school and university students, industries, and diverse job centers, as well as tourist services).

The public service has not incorporated the technological improvements needed and the bus fleet in many cases is not suitable for mass transportation (PRUGAM, 2008).

In addition, the Government of Costa Rica is pushing the National Bio-Fuel Program to seek 15% bio-diesel in diesel fuel and 10% ethanol in gasoline, without having finalized the implementation of these measures (MINAE-MAG, 2008).

4.5.2 Historic and projected emission levels

According to the national GHG inventory from 2005, the energy sector constitutes 65% of the net carbon dioxide emissions in the country, with 5,688,600 metric tons of CO₂e. Transport represents 3,861,100 tons, equivalent to 68% of the energy sector emissions and 44% of the total emissions in the country.⁴⁴ The main problem with GHG emissions in transport comes from the private vehicle use. These vehicles are responsible for 45% of the emissions and the fleet has continued to grow by 8% over the last years.⁴⁵ Cargo transportation is responsible for 35% of the emissions (Flores, 2012). Despite the fact that these problems do not come from public transport, responsible for only 10% of the GHG emissions, the actions taken for a modern public transportation system in the metropolitan area may stimulate less use of private vehicles and contain their growth.

According to the NEEDS study, consumption of fossil fuels in the transportation sector will expand, implying that the sector’s emissions will increase 60% in the next 10 years.

⁴³ PRUGAM (2008). Transportation Supply and Demand Study in the GMA.

⁴⁴ Ground transportation reported emissions of 3,247,600 tons of CO₂e, equivalent to 57% of the energy sector emissions.

⁴⁵ According to the Urban Mobility Observatory (OMU based on its acronym in Spanish) of the CAF, this accelerated growth in vehicular traffic is due, in addition, to “credit facilities” and “imports of used vehicles.”

4.5.3 Context of the policy to use market instruments to reach the mitigation goal.

The division of public transportation into sectors is based on technical studies and recommendations to organize the bus routes and thus avoid most of the buses entering the San Jose Metropolitan Area. In the future, this bus organization will be made up of other mass personal transportation modes such as the train, making way for a multi-modal transportation concept.

The Policies and Strategies for Public Transportation Decree of 2000 supports the sectorization regulation program, and given that the Remunerated Transport Regulatory Act provides concessions for 7 years, in the upcoming renovation for 2014 MOPT can demand changes toward the sectorization scheme and sustainable technology shift.⁴⁶

Additionally, another complementary policy is the National Bio-Fuel Program. This Program includes the development of "a bio-fuel industry that contributes to energy security and efficiency, the mitigation of climate change, the reactivation of the farming sector, and the local socio-economic development." (MINAE-MAG, 2008). This policy needs to be revamped and encouraged as progress is made in the carbon market.

4.5.4 Policy context pertaining the use of market instruments to reach low emissions development objectives

To operate a market instrument a set of policies is necessary to foster transport modernization and the adoption of extended sustainable technologies. Promoting C-neutrality alone is insufficient to change the transportation sector, as removing existing barriers is imperative.

- The technological and financial cost involved in the transformation is very high. Therefore, it requires the building of financing channels accompanied by pricing policies that encourage modernization and adoption of transport clean technologies.
- One of the main problems that the sector has faced is the lack of financial resources for entities such as the MOPT and the MINAE. This shortfall (added to budget execution problems) has caused a reduction in planning and implementation capacities.
- The gap between private sector and public administration has caused a drain of highly trained people away from the central government to both private sector and other public sector institutions. This results in reduced human resources and limited management capacity in a sector that has an increasing number of functions.
- The country has created a strong stimulus towards growing the private vehicle fleet due to the inefficient, unsafe, and problem-ridden public transportation system. A multimodal public transport system is a first requirement, but must be accompanied by measures to contain private car use.

⁴⁶ The Paid Transportation for People in Motor Vehicles Regulatory Law establishes that the MOPT may concede the rights to individual businessmen, to be accomplished by means of a concession to capitalize on a line to be acquired through a bidding process for up to seven years, with the possibility of renewal.

- The current legal framework that allows the presence of transportation company representatives on the MOPT councils that manage the transportation sector leaves the government in an unfavorable position in relation to calling for radical changes in the public transportation management programs. This circumstance, combined with the presence of stakeholders with a high degree of financial, political, and social pull, constitutes an important barrier that may slow and even stop initiatives.
- Bio-fuels have a low priority with rising prices of primary products. Hence, the subject currently does not generate any resources or efforts to continue exploring its potential, stimulating bio-energy products, or generating a supply of bio-fuel production and adequate service stations.
- Lastly, the sector is highly fragmented, added to the fact that the competencies in the institutional realm are highly spread out as well. In the NDP 2015-2035, the institutional architecture is the biggest problem in developing the transportation system. The sector will encounter serious difficulties in making the qualitative leap that it needs, unless public managers are endowed with sufficient authority and capacity to govern it efficiently. Interaction with other policy instruments.

To complement the market instrument, the transport sector needs to adopt the necessary policies and regulations in favor of modernizing public transportation and converting to a multi-mode transportation system.

To promote a technological swap for clean technologies, the fact that the bus concessions are expiring must be used to push for standards and incentives to adopt less polluting technologies. Standards and incentives, however, should also be established for the individual private transportation fleet and for cargo transportation.

In addition, another complementary policy revolves around the National Bio-Fuel Program, which should promote farming activities with bio-energy potential and pilot projects that stimulate bio-fuel production and use.

4.5.5 Objective and scope of proposed sector mitigation program

The mitigation program in the transport sector includes measures in three main areas: implementation of a multimodal transport system, shift towards the use of sustainable technologies and strengthening of transport management. The objective is to promote a transformative low carbon vision in transport. Because the mitigation program seeks a broad impact in the emissions from transport sector, focal areas include the rapid bus system, light urban train system, freight train, management of private vehicle demand, alternative sustainable fuels, incentives for technological change and strengthening of government agencies responsible for transport planning and management.

Regarding scope, the public transport organization measures are focused on the buses and light rail in the metropolitan area of San Jose. Activities related to private demand management and

urban integration of public transport with bike lanes and pedestrian crossings will take place in the metropolitan area of the capital and along the train route. The substitution of freight by means of train is in Atlantic and Pacific logistics corridors, which are the routes that go from San Jose to Limon and to Puntarenas respectively. The adoption of biofuels and new sustainable technologies incentives will be national scale and oriented to both public and private transport.

4.5.6 Approach for determination of mitigation potential

The main problem of greenhouse gas emissions in transport comes from using private vehicles, representing 45% of emissions and whose fleet has followed a growth of 8% annually in recent years. Freight follows with 35% of emissions. Although these problems are not from public transport, representing only 10% of greenhouse gas emissions, the actions for modern and agile public transport in the metropolitan area may encourage less use of private vehicles and contain growth.

4.5.7 Preliminary estimation of potential emission reductions

As mentioned above, activities in the transport sector take place in three main areas: implementation of a multimodal transport system, shift towards the use of sustainable technologies and strengthening of transport management.

The implementation of a multimodal transport system has as a first step the sectorization of public transport in the Metropolitan Area, consisting in the organization of bus routes to prevent their entry into the metropolitan area of San José. The system will have high capacity main route buses (160 passengers) fed by branch lines of conventional buses at transfer stations, which are located outside the capital. The organization of buses will be accompanied with parallel actions to modernize the train system, and achieve a gradual integration and consolidation with the bus network. Other motorized transport as taxis and private fleet, as well as non-motorized options as bike paths and walkways will be designed for integration with public transport by bus and train. The measures include restricted free entry actions to San Jose for the private and cargo fleets.

The train service is also considered for freight trains in the Pacific and Atlantic logistics corridors, where they would have a clear reduction effect on freight road transportation.

The measures to promote the shift towards sustainable transport technologies resume biofuels programs, use of natural gas, LPG, electric transport, compressed air vehicles and hybrid cars. Regarding train, measures include the transformation of the current diesel train to an electric train system.

For the identification of the potential of mitigation in transport, the PMR in its first phase work with MOPT to build a model as preliminary approach of the impact in emission for a set of intervention measures. The summary of these estimates and their results are presented below.

The mitigation potential estimate of sectorization transport buses in the metropolitan area begins with a comparison of the fuel consumption of the current fleet of buses and the estimated consumption of the new fleet of buses. The sectorization covers nine sectors planned for the modernization of transport: Escazu-Santana, Hatillo-Alajuelita Tibas Santo Domingo, San Pedro-Curridabat, Pavas, San Francisco-Desamparados, Moravia- Guadalupe Heredia-La Uruca and the central sector. To calculate fuel consumption the parameters are: fleet size, number of trips per day, kilometers per trip and kilometers per liter of fuel. By comparing the resulting consumption for the current fleet and fleet modernization projects with transport, it is expected that mitigation is of 46,293 tons of CO₂ per year.

To estimate the effect of the sectorization in private car shift, MOPT recommended using a substitution of 15% of trips from the covered areas by the sectorization. The parameters are: the population of these areas and according to transportation surveys, the percentage of people who go out to work, the population using private vehicles, the number of people per vehicle, per day travel in kilometers and kilometers per liter of fuel. Based on these parameters the private car shift is estimated as well as the reduction in the amount of fuel consumption. The result in terms of emission reduction is 74,150 tons of CO₂e.

A third expected effect of the sectorization is reduction in traffic congestion. The parameter is the amount of kilometers per liter of fuel with and without congestion. The figures are 4.3 km / liter with congestion and 6.5 km / liter with reduction of congestion. Other parameters used are the fleet size and the average trip. The result in terms of emission reduction is 141,147 tons of CO₂e.

Regarding the freight train and its effect on the fleet of freight logistics corridors in Limon and Puntarenas, the emission reduction is calculated based on the estimate of trucks traveling through these corridors and assuming a 20% substitution. The metropolitan train assumes a 10% replacement of the bus fleet and private vehicles covering areas of the train ride, and 5% of taxi services.

Regarding biofuels, the introduction of measures assumes a biofuels blend of biodiesel with 15% diesel and 10% ethanol with gasoline. The consumption of biodiesel and ethanol is projected based on the projection of fuel consumption. Finally, the introduction of technologies such as hybrid, electric and gas cars is modeled on the assumption that 15% of the private vehicle fleet is replaced.

The total estimate of mitigation potential (when the measures are in full implementation) is 918,000 tons of CO₂e, equivalent to a 22% reduction in emissions from the transport sector. With the sectorization of public transport, its impact on attracting private transport users and the decongestion effect, a reduction of 6% in emissions is expected. With the implementation of an electric train in the GAM and the Pacific and Atlantic logistics corridors the reduction in emissions is 9%. Finally, with the technology shift the reduction is 7% of the emissions.

4.5.8 Readiness activities for the PMR implementation phase

The transport sector is the largest emitter of greenhouse gases, and the prospect is that intervention in this field should be wide enough to attempt generating a high-impact mitigation program in accordance to the requirements posed by the national C–Neutrality goal.

The challenges of an outreach program are to request a wide range of activities without losing the accuracy of the proposed measures projected scope, and especially the implementation capacity of a long-range program.

Transport studies and surveys are required to generate much of the essential metrics. Also required are strengthening techniques such as road engineering calculations, transport flows, origin and destination surveys, etc. All these techniques have been used traditionally in the area, but not in order to generate systematic information for an offset project as in this case. Information about transport fuel consumption is outdated and requires ambitious strategies for collection, especially through surveys.

In collecting data for program design, as well as for MRV, the sector requires extensive coordination with various stakeholders and integration of data platforms. The latter highlights the need of more organizational and sector coordination in parallel to generate the required information.

The next table summarizes the key activities to follow a roadmap in order to address the above considerations. The specific activities for PMR support will be defined with the sector counterparts as part of ongoing consultations.

Table 11. Readiness Activities in Transport Sector

Studies supporting the market participation of the sector
<ul style="list-style-type: none"> Design and implementation of offset programs leading to the participation of the sector in the carbon market.
<ul style="list-style-type: none"> Development of studies to define the transport activities to be included in a sector offset program with specification of scope, measures, activities and time table for the implementation of the program following a sector roadmap.
<ul style="list-style-type: none"> Development of technical guidelines for the implementation of an integrated multimodal transport system, and incentives, standards and regulation for technology shift according to the sector roadmap.
Improving GHG data generation and management, sector baseline/ sector benchmark methodologies and MRV
<ul style="list-style-type: none"> Development of protocols for application of methodologies to support the estimate of baselines, mitigation potential and support MRV system.
<ul style="list-style-type: none"> Studies of traffic flows, transportation fleet and transport user demand.
<ul style="list-style-type: none"> Design of a proposed tariff model (ARESEP).
<ul style="list-style-type: none"> Development, improvement and implementation of a database for the transport sector.

Institutional capacity building and social awareness
<ul style="list-style-type: none"> Strengthening of the technical, legal, administrative and financial bodies in MOPT and other key institutional actors and of the process for institutional and sector coordination.
<ul style="list-style-type: none"> Design and implementation of a demand management strategy in the GAM, hierarchy of roads and fleet separation.
<ul style="list-style-type: none"> System design and administration of electronic fare collection and implementation of a pilot project.
Consultation process with stakeholders
<ul style="list-style-type: none"> Participatory process to inform sectors; assess inputs, needs, barriers and to design a mitigation program. Workshops on demand management in the private sector, urban transport integration and implementation of sustainable technologies.
<ul style="list-style-type: none"> Conduct training and support program for MOPT and key players in the adoption and implementation of the MRV and information systems.
<ul style="list-style-type: none"> Implement a strategy for education, training, communication and stakeholder demo about the benefits, requirements and other implications around multimodal public transport and the adoption of sustainable transportation technologies.

4.6 The sustainable building sector

Considerations for further analysis about market participation

The general strategy for CO₂ mitigation in the construction sector comprises four PMR actions: Market instruments; Voluntary agreements and regulations; Mandatory regulations and Information and knowledge transfer. In Costa Rica, construction activities are subject to well-developed regulations and standards, ranging from technical standards, mandatory safety considerations and architectural factors, to environmental requirements and indoor health standards.

Regulations exist for the construction of new buildings, as well as for the renovation of existing buildings. The regulations are adhered to by various degrees, depending on the perceived relevance of the regulated issue and the level of enforcement. In any case, regulations provide an important yardstick and reference of what are considered minimum standards in the national context. However, there is no regulation specifically focused on high performance building, regarding issues like CO₂ emissions and storage in general.

Incentives for participation of the sector in the domestic carbon market

The overall goal is to develop a market mechanism for trading rights of CO₂ through a set of policies which would include mandatory regulations, voluntary agreements and self-regulations to offset CO₂ in buildings and infrastructure compared with a baseline at project level, from raw material and operation to final disposition. Different policies will be considered during the next PMR phase. Recent voluntary guidelines for measuring the carbon footprint in organizations' operations have been issued.

This trend is receiving growing support, and is generating a domestic market for certified GHG reductions. For example, currently organizations including Intel, Holcim, Plycem Construsistemas, Florex, Florida Bebidas and Bridgestone, have committed to measuring their carbon footprint and issued a transparent report. It is likely that many other companies will follow their lead.

The operation of a similar scheme regarding existing and planned constructions requires the existence of a protocol establishing a baseline for every type of building or infrastructure, for the “Business as Usual” scenario. These baselines should be based on the current state of the art in building technology. Additionally, the system would design a CO₂e footprint calculator for buildings and infrastructure, accessible through the internet, permanently updated, regarding emission factors, indicators and type of building, among other factors.

With a baseline and carbon calculator in place, some incentives can be developed for carbon trading. Some of these incentives are financial preferences in interest rate, term or other conditions, permits, municipal taxes, awards, rating, stimulus for developers in terms of density and coverage, restrictions, SETENA’s guarantee deposit, local regulation plan flexibility, green label, other certification systems, etc.

For example, banks can finance those buildings with a lower carbon footprint with better financial conditions (lower interest rates for example), and part of the agreement is that the bank will receive the carbon rights and act as a wholesale seller of carbon emission reductions coming from construction of individual houses and edifications or from urban developers and building companies. Banks or other wholesale sellers can participate in over-the-counter trading or by brokers in the stock exchange.

Sector program manager

The construction sector is highly fragmented, with many, often poorly integrated actors involved in the value chain. Key stakeholders include developers, capital providers, designers, engineers, contractors, agents, owners, users, and local government. The interaction complexity among these participants is one of the greatest barriers to energy efficient buildings.

The building sector is mostly organized from the private sector, with companies, private organizations and professional organizations with competences or roles complementing the Ministry of Housing and Human Settlements (MIVAH), head of the construction and urban planning policy in the country. Here the program manager should be a public-private partnership involving the Engineers and Architecture Professional Organization, entities related to the building chamber, NGOs and private companies, all jointly supporting the operational management of a set of offset programs for the sector approved by the Carbon Board, and the MIVAH can execute a role of supporting with the necessary regulations, surveillance of standard design and tracking of the sector roadmap.

Monitoring and verification

The Carbon Board approves the methodologies and protocol for the sector programs. The carbon calculator and MRV can be operated based on the construction platform in the Engineers and Architecture Professional Organization (CFIA), which has an online system to present building permits and obtain their authorization. A new component of the platform is a qualified carbon technician working on validation in the building sector as an accredited professional, enabling access to the UCC framework.

4.6.1 Rationale for focusing on the sustainable construction sector

The building sector has considerable potential for change by taking advantage of new technologies and new processes in design, construction and deconstruction. This sector has the ability to become more efficient in terms of resource use along being less environmentally intensive and more profitable. Sustainable construction can also be used as a mitigating opportunity for greenhouse gas emissions during its life cycle. The carbon footprint for buildings includes embodied carbon and operational carbon. The embodied carbon in a building comes from the CO₂ produced while materials are being manufactured, transported and assembled on site, while they are being maintained and replaced, while they are disassembled and while they decompose. Operational carbon is carbon emitted in operating a building. A typical carbon footprint for a building would ideally include the following:

- Material development and preparation;
- Construction process (including transportation);
- Disposal or ongoing occupational emissions from tenant occupants; and
- Refurbishment and redevelopment.

Accordingly, five core activities are proposed: 1. Reduce construction waste; 2. Increase wood as a construction system; 3. Foster environmentally friendly materials (with environmental product declarations (EPD)); 4. Reduce energy consumption in building operations; and 5. Green Urban Development. This represents a national approach that will lead to a high-performance building with environmental and economic benefits. The main goals are: intelligent specifications based on impact and simple implementation; creating demand for products with low-carbon processes; encouraging demand for market transformations in carbon-intensive sectors in the supply chain; valuing the impact of strategies such as renewable energy technologies and carbon sequestering products such as wood, encouraging the use of recycled and recyclable products, and designing for “deconstruction”, meaning ease in disposing of old buildings.

Costa Rica intends to use the PMR Implementation Phase to further explore the form, scope and boundaries of eligible GHG reduction activities in the sustainable building sector. A key item of consideration will be how to address any cross-sectoral overlap and avoid potential double counting. The registry and tracking system will have the necessary robustness to track each UCC and avoid any potential double counting.

4.6.2 Historic and projected emission levels

The construction sector built 3.2 million m² in 2011 and consists of the residential, commercial, services and industrial sub-sectors. During the last ten years, the historic figure amounts to 30.4 million m² [inec.go.cr]. This figure is projected to be 38.6 million m² in 2012-2021, showing an annual growth of 4.5 millions of m², equivalent to a 3.7% annual increase.

In Costa Rica, buildings are responsible for 60-75% of total electricity use and 40-60% of the waste volume. More than 60% of the population lives in flat urban areas, where 97% of buildings are one-story. The pressure on land is increasing at a fast pace, unless aggressive policies are made to foster compact cities and high-rise buildings. Due to population growth and economic development, construction activities are now more intense than ever. The cement market has been growing at 3.7% in the last ten years despite the recent market slowdown in 2008-2009.

Estimates project 4.1 millions of tons of CO₂ emissions by 2011, and the outlook for 2012-2021 predicts that the sector will release 46.8 millions of tons of CO₂, based on the mass balance. Another source of carbon is wastewater. In Costa Rica, about 75% of the wastewater is treated using septic tanks and latrines, putting water reservoirs at risk. Most of the remainder goes into rivers without any kind of treatment (only less than 5% receives treatment). Taking into account the CH₄ and N₂O released into these waters, there is a mitigation potential that must be included in the National Carbon Strategy, in addition to the environmental and health benefits.

4.6.3 Policy context pertaining the use of market instruments to reach low emissions development objectives

Currently there is no national policy that articulates a set of long-term objectives and strategic programs to align public and private agents with sustainable construction. However, within the context of a highly regulated country looking at environmental issues with a robust and strict legal framework there is an excellent platform to foster a new paradigm in this regard. Key institutions are: (a) the Ministry of Housing and (b) the Ministry of the Environment, Energy and Telecommunications.

On the other hand, leading organizations such as the Costa Rican Construction Chamber (CCC) and the Federated Association of Engineers and Architects (CFIA) have created commissions that work toward improving technological transfer in the sector and awarding best practices.

The behavior of the building sector is influenced by a wide range of signals from government, public utilities, customers, architects and engineers, financiers, researchers, contractors, real estate agents, the construction product industry, distributors, developers, and academia, among others. They cover virtually all the issues related to the building business. An NGO, the Sustainable Construction Council (AFODESOS based on its acronym in Spanish), is identifying all stakeholders in the construction sector to open up spaces for dialogue and exchange and to articulate a unique vision in the sector. Governmental policies have a special role in influencing the building sector itself, but also in influencing the behavior of the participants.

There is a need for policies and associated tools (some of which are addressed below) that encourage broad support for more sustainable buildings, including policies regarding energy pricing, waste construction, wastewater treatment and environmentally friendly products, awareness and education, technology access, and building safety, among others.

4.6.4 Barriers for implementation of mitigation measures and use of market instruments

- The construction sector is highly fragmented, with many, often poorly integrated actors involved in the value. Key stakeholders include developers, capital providers, designers, engineers, contractors, agents, owners, users, and local government. The complexity of interaction among these participants is one of the greatest barriers.
- The building sector has all of the following distinctive characteristics: small savings per technology improvement; large number of buildings; widespread locations, and many technologies used to achieve efficiency improvements; various specifications for dispersed end-use requirements; varying end-user knowledge levels, and decentralized energy use decision making.
- The business environment of the building and construction sector is considered to be highly uncertain and risky, especially in fast developing countries. The sector's history of construction bubbles and recessionary cycles have fostered a generally conservative and risk-averse culture. New types of initiatives, such as energy efficient building projects, are generally not welcome because they require deviation from practices that have been known to work.
- There are some barriers and limitations in the energy, housing, and waste management sectors that are caused by deficient institutional designs and the failure to apply the existing legal frameworks. They may also be because of a need for new legal frameworks that match the international low-impact trends for greenhouse gas emissions. In addition, there is a need for a definition of the climate change policies in the sector setting. The standard-setting and institutional framework needs to be established for special agreements that each sector must make for its share of the domestic carbon market.

4.6.5 Interaction with other policy instruments

The construction sector is scattered with a low level of coordination, depending on leading organizations that operate independently, as the Construction Chamber and the CFIA (the Federation of Engineers and Architects); on the public side, through the Ministry of Housing (MIVAH) and the Ministry of Public Works and Transportation (MOPT); as well as a wide range of institutions or state companies.

A key activity is to strengthen regulations in the field of energy efficiency for equipment and processes by establishing standards, labels, energy levels and the necessary mechanisms for control and verification. A system of incentives is being consolidated for more efficient equipment on the market through various mechanisms among government agencies, energy companies and

suppliers that foster and guide customer preference for energy efficiency through actions related to certification, financing, assets, information and training. For example, the hourly rates are a clear signal of the cost of electricity, the need to promote the rational use of energy, and to encourage energy savings.

One of the key actions that need to be addressed in the sector is to encourage standardization, industrialization, and promotion for pre-fabricated modules. These actions are affected by regulations that MIVAH should encourage and by standards that are boosted through adoption by the private sector. The same is true for promoting sustainable operations through buildings with low water consumption and efficient energy usage.

The impact sought for urban development will be over the long term, but it implies pushing for reforms to the domestic and municipal urban planning standards in relation to the urban regulatory plans. Currently, the GMA urban regulatory plan is being analyzed by the MIVAH. Since it is the ministry that pushes these mitigation measures, conditions will be created that are conducive to the climate change perspective with actions to promote green urban development into the new urban regulations.

4.6.6 Objective and scope of proposed sector program

The sustainable construction sector's mitigation program is a set of measures to encourage more efficient building processes in terms of resource use, environmental intensity in construction zones, profitability, design, construction methods and deconstruction. The program also seeks to influence the carbon footprint reduction of buildings during the manufacture of materials, their transport and assembly on site, maintenance and replacement, disassembly and decomposition. The program is responsible for the reduction of negative climate change impacts coming from energy use, liquid and solid waste generation and consumption of hazardous materials. On the other hand, the program seeks the increase of use of wood incorporated in the construction system, which has been decreasing and replaced by aluminum, steel and cement with a much higher carbon footprint.

The objective is to propose and implement a set of government policies and a comprehensive strategy -headed by the Ministry of Housing which is the governing body of the urban planning- to be agreed upon, for coordinating public and private actors and encouraging a wide support for more sustainable buildings by design and implementation of measures to impact the construction process. The government policies and comprehensive strategy proposed are expected with a countrywide scope and covering different sectors by their activities related to construction.

The mitigation program targets areas representing key drivers for CO₂ mitigation: reduce consumption and waste; substitution of high emission factor materials for CO₂ by sequestering materials (wood); reduce the emission factor and carbon embodied in material by promoting environmentally preferable materials; reduce energy consumption in building operation by

bioclimatic building design, and high efficiency and compact cities with urban planning and green infrastructure.

4.6.7 Approach for determination of mitigation potential

Since the statistical data available for the construction sector does not include the whole building activities, in order to estimate the carbon emissions the methodology applied considers the local production and net exterior trade of construction materials, with an estimation of the construction waste. So the product categories of non-metallic, metals, wood, plastics and coatings were quantified based on public records of international commerce and direct industry information. Additionally, two components of carbon release were considered: soil disturbance and building operation and energy consumption by missing bioclimatic architecture design. Another source of carbon is the wastewater with about 75% treated in septic tanks and latrines and the remaining goes into rivers without any kind of process. Estimation is made of 4.1 millions of tons of CO₂e emissions by 2011, and in the horizon 2012-2021, the sector will release 46.8 millions of tons, according to a mass balance. The non-metallic represents 29%, metals account for 31%, plastics and coatings add up to 5%, the wood participates with an 18% and the building operation accounts for 17%. Cement represents almost 75% of non-metallic emissions and a 20-22% of the sector.

Note that the construction sector does not exist as an independent sector among the sectors of the GHG inventory, for this reason the estimates have a cross-sector perspective, which has been carefully considered in the baseline estimates to avoid double accounting emissions in the other MRP sectors.

4.6.8 Mitigation potential

As mentioned previously, for the sustainable construction sector five core activities are proposed: 1. Reduce Waste construction 2. Increase wood as constructive system, 3. Fostering environmentally friendly materials (with EPD) 4. Reduce energy consumption in building operation and 5. Green Urban Development. These represent an approach that will lead to a high performance building with environmental and economic benefits.

For the reduction of construction waste, identified key actions are: the industrialization and standardization of building systems, especially housing; increasing the entrepreneurship in waste utilization; and expanding the use of prefabricated systems through this standardization proposal. It is key to establish a universal module of coordination in order to harmonize all building systems.

To increase the use of wood in construction, identified key actions are: the standardization of wood products; the extent of supply and use of prefabricated components; the certification of sustainable timber plantations; promoting housing design with high-wood use, and a joint strategy with forestry and conservation programs in the country that seek to increase the use of sustainable timber.

For encouraging the use of environmentally preferable materials, the key actions are: establishing the EPD; a certification system for environmentally preferable products; development of local industry with these products; local technology development; strengthening of the marketing network; and incentives for recycled products.

In reducing energy consumption in the operation of buildings, actions proposed are: a bioclimatic building design, with adoption of systems with low water use and energy efficiency, and adoption of recycling systems.

Regarding the green urban development, it is understood that the building is as important as its surroundings, so actions in this area seek the alignment of public policy and private agents in order to: (1) Embrace land mosaic patterns to promote sustainable urban development, green infrastructure investment patches and more sustainable urban development. (2) Promote compact cities and planned extension of urban areas in opposition to unplanned urban sprawl. (3) Balance strategic facilities with diversified local economic opportunities; (4) Expand network infrastructure while getting the most out of existing networks; (5) Construct greener built environments that use water and energy efficiently; (6) Protect valuable ecosystem services and biodiversity hotspots while increasing resilience to some natural disasters; (7) Promote clusters of green industries and green jobs; and (8) Promote public health.

The following chart shows an incremental mitigation from zero since 2012 to 663 thousand tons of CO₂e per year by 2021. The expected annual average mitigation is 284 thousand tons of CO₂.

4.6.9 Readiness activities for the PMR implementation phase

The inclusion of the sustainable construction sector has introduced significant challenges, as it is a transversal industry crossing several sectors included in the National GHG inventory. This requires building a methodology to set a baseline for the sector, avoiding double accounting of the expected offsets from the construction program. Emission factors should be defined for various activities and construction materials.

Data collection for MRV is facilitated by involving the CFIA, an organization with a centralized information platform, but it must be noted that intense work has to be done to set standards, a protocol and methodologies acceptable in the offset program framework.

The main challenge for the sector is in defining the real scope and roadmap for the implementation of the offset program.

The following table shows the first approach to the goal proposed in the long term for the mitigation measures by the MIVAH in the study of mitigation potential the sector has conducted to support the MRP. These measures are the basis for the preliminary identification of the mitigation potential.

Table 12. Strategic Actions and Targets in Sustainable Construction Sector

Strategic Action	Target
1. Construction Waste	
Waste generation reduction in the construction site over baseline	12%
Recycle and co processing waste construction materials / over total weight	5%
Increase waste construction diversion from a landfill over baseline	50%
2. Increase wood in building	
Increase of wood used in constructive systems over current sales	25%
Fraction of total wood sold under standards of modular coordination	15%
3. Environmentally Preferable Materials	
Fraction of products with EPD from total	15%
100% Prefabricated houses sub-segment: affordable housing	10%
Material sold with unique module of coordination and standardization	25%
4. Green building operation	
Reduce energy consumption below baseline	10%
Buildings with certification of Requisites for Sustainable <i>Buildings</i> in the Tropics (RESET ⁴⁷)	100
Energy from solar devices	5%
5. Green Urban Development	
Ratio vertical house in apartment related individual house (new construction)	20%
Volume wastewater plant treatment related with volume in septic tanks	40%
Urban special plans	3

The next table summarizes the key activities of the referred roadmap. The specific activities for PMR support will be defined with the sector counterparts as part of ongoing consultations.

Table 13. Readiness Activities in Sustainable Construction Sector

Studies supporting the market participation of the sector
<ul style="list-style-type: none"> Design and implementation of offset programs leading to the participation of the sector in the carbon market.
<ul style="list-style-type: none"> Design and implementation of a construction waste program based on: <ul style="list-style-type: none"> Waste quantification at construction sector and footprint associated Incentives for public purchases of zero waste materials Promote materials with recycled content in public purchases Builders general agreement to submit information and waste management Incentives for architects and engineers for use of modular design Technology management in waste construction co-processing Legislation on producer responsibility (material construction sector) Special tax for construction waste Market study for implementation of the universal module for standardization Pilot projects to scale up (short term impact) Social housing 100% standardized according to Universal Module

⁴⁷ INTECO, the Institute of Tropical Architecture (IAT), CFIA and Architects Association of Costa Rica (CACR), developed the RESET standard that evaluates the decisions on design, construction, and operation of a building in the tropics.

<ul style="list-style-type: none"> Design and implementation of a program to increase wood in building based on: <ul style="list-style-type: none"> R&D, design and built wood frame buildings and panels Industrialization process and life-cycle analysis (LCA) of CO₂ emissions in the country Modify directive social housing and public schools Analysis, studies, and investigations to better understand market demand New technologies related to traceability and information processing Study of wood production waste and market organization Pilot projects to scale up (short term impact) Develop a constructive system: frame, panels, trust, for second floor High performance code for wood construction (Chapter) Forest Industry Agreement for Sustainable Construction and R&D Design and build a prototype of house for second floor Education and training of standard makers, project managers and contractor Technical training activities for professionals
<ul style="list-style-type: none"> Design and implementation of a program on Environmentally Preferable Materials <ul style="list-style-type: none"> Directive for use-only modular and standardized construction products in public buildings System for certification and professional accreditation Web site information platform to inform the customers and stakeholders Develop accredited professionals for certification Develop a national ECO-LABEL and promote it in the construction market Industry agreement inside each sub-sector level. Incentives system for refurbishing and retrofit with EPD Pilot projects to scale up (short term impact) Social housing project built with 50% EPD Education program for Architects and engineers as well as technicians and workers
<ul style="list-style-type: none"> Design and implementation of a program on Green building operation based on: <ul style="list-style-type: none"> High performance building code Financial package: developers, final customer, retrofit Information at invoice level, about CO₂ emissions related with building operation Annual Award
<ul style="list-style-type: none"> Design and implementation of a program on Green Urban Development based on: <ul style="list-style-type: none"> Develop urban forestry concept and its application to GAM Technology transfer in wastewater treatment plants and sludge disposal Develop urban agriculture concept and its application to GAM Develop a sustainable set of indicators and goal for Urban Planning Integrate sustainable urban inside in Municipal Planning at GAM level Knowledge transfer about urban sustainable urban planning to Municipalities Develop strategy for urban green financing (public, private, swaps, trust funds) Alternative transportation routes (bicycle and foot paths)
Institutional and capacity building and Social Awareness
<ul style="list-style-type: none"> Strengthening of the technical, legal, administrative and financial bodies in MIVAH, other key institutional actors and the process for sector coordination
Consultation process with stakeholders
<ul style="list-style-type: none"> Participatory process to inform sectors, assessing inputs, needs, barriers and to design mitigation and offset programs.

4.7 Mitigation potential of sector offset programs

Initial estimates of the mitigation potential of sector offset programs identified in the PMR are presented below. These preliminary figures, based on existing information in the country, placed annual average mitigation potential in about 2,349,500 tons of CO₂e through 2021.

Table 14. Expected Annual Mitigation by Sector

(Average from 2014 to 2021)	
Sector	Tons of CO₂
Electricity	200.000
Agriculture and Livestock	400.000
Transport	985.500
Solid Waste Management	480.000
Sustainable Construction	284.000
Total	2.349.500

Source: Own elaboration based on sector studies data

5 Organization, Communication, Consultation and Engagement

5.1 Organization for MRP

The Directorate of Climate Change (DCC) of the Ministry of Environment and Energy had the overall responsibility for MRP coordination. The DCC exercised the technical supervision of the project and officially submitted all products. The DCC also constituted the PMR Core Team, which held at least 25 coordination meetings, including discussions with the Minister of Environment and Energy. (See Annex 1)

A Senior Advisor advised on the overall strategy, selection of priority sectors, organizational structure, selection of coordinator and consultants, and reviewed drafts and presentations submitted to the Partnership meetings.

A Project Coordinator supervised day-to-day activities in close communication with the DCC and the Senior Expert, who provided technical assistance on various aspects of the project across sectors.

The Core Team worked very closely with a National Technical Team, composed of experts appointed by the authorities in charge of policy making and implementation in target areas, together with sectorial experts who supported specific needs in each stage of the process. The National Technical Team has the following members:

- The **DCC** contributed with the technical aspects of the domestic market (conception, creation and instrumentation).
- **The energy sector** was divided in two working groups, one for **renewable sources of energy**, and one for **energy efficiency**. The renewable energy team was based at the Costa Rican Electricity Institute (ICE), and the energy efficiency team worked with the Sectorial Energy Directorate (DSE) of MINAE.⁴⁸
- **The agriculture and livestock sector** worked under the coordination of the Deputy Minister of Agriculture and Livestock and the support of her technical team.
- **The transport sector** teams were based at the Ministry of Public Works and Transportation, with the leadership of the Deputy Minister of Transport, and the support of staff from the Public Transport Council.
- **The waste management** sector received technical cooperation from GIZ experts within a project that has worked in this area for several years in Costa Rica together with the Health Ministry.
- **The sustainable construction area** worked with consultants in close coordination with the Housing Vice-Minister.

Finally, the PMR Core Team has held ongoing follow up calls with the World Bank staff that served as counterpart to the team. This practice proved highly effective, as it kept colleagues at the Bank abreast of the progress made in the field, and created a space for questions and high quality technical discussions.

5.2 Communication, Consultation and Engagement

The team organized an intense process of multi-stakeholder awareness raising and consultation among government agencies, public and private entities, independent experts and other stakeholders. The different stages of this process are briefly described below.

5.2.1 Research and existing documentation

Prior to initiating engagement with stakeholders, the PMR team undertook the task of the identification and analysis of existing research and institutional work in order to systematize current knowledge and findings. Historical documentation is essential to assessing existing recommendations on possible mitigation programs, analysis of barriers and in the definition and strategic inclusion of market instruments. Taking stock and integrating ongoing teams was key in conducting interviews and consultations throughout the process, as it implied respect for institutional groundwork and consolidating a platform for future implementation.

⁴⁸ Energy efficiency was a potential target area originally. During the MRP process, the DCC decided to leave it for future assessment.

5.2.2 Sectorial meetings⁴⁹

Sectorial meetings took two forms: interviews with experts and authorities from different entities, and half-day workshops, which are specific sectorial consultations held with groups of between 8 to 12 people and requires a specific type of organization (also referred to as ‘mini workshops’).

The interview process began contacting participants to the First National Workshop (see below) and other key players. Areas of discussion included the selection of proposed mitigation activities, analysis of existing barriers and identification of actions needed to remove them, definition of baselines and estimation of mitigation potential, and a preliminary identification of needs and cost estimates for implementation. The team held at least 20 face-to-face meetings with sectorial representatives.

Access and contact with high level officials (deputy ministers) proved essential to the process, not only because it implies political support to their own teams and their proposals, but also as a coordinating space for donors and the DCC in climate change topics.

Mini workshops served their purpose as places for dialogue and exchange of ideas on specific subjects of common interest. They allowed horizontal discussions between experts and public sector officials on viable proposals for climate change mitigation and market options. At least 10 mini-workshops were carried out during the proposal preparation phase.

5.2.3 National Workshops

Three workshops were held with the DCC, the National Technical Team, consultants, and the PMR Core Team.

The First National Workshop was held early on with the purpose of creating the stakeholder network and introducing key players to PMR concepts and objectives. The purpose of this workshop was to exchange ideas for organizing and coordinating teams and technical support to key institutions for this project.

The second workshop’s objective was to exchange ideas about the expectation of mitigation projects, which had been identified by the diverse sectors, and to offer training on the implications of NAMA development. The workshop also sought to validate the progress of activities identified as areas for mitigation projects within the PMR objectives.

A third validation workshop took place in order to share the activities that were defined by each sector for the PMR implementation phase. Feedback from the Cologne PMR Assembly meeting was shared, and participants also benefited from comments from the full group.

⁴⁹ See Annex 1 for additional details

5.2.4 External cooperation⁵⁰

The DCC holds periodic coordination meetings (called “Sinergia”) with donor representatives and project managers. Three full meeting have been convened during the last 12 months, and have fostered efficient information-sharing networks on Costa Rica’s mitigation objectives and financing priorities.

In addition, the Core team participated in scientific, policy-based and other networks, which may be of benefit to project implementation through lessons learned, generating a two-way flow of information between this project and other projects of a similar focus.

The DCC plans to continue this close coordination activities and maintain the information network on planning, implementation and budgeting together with the Ministry of Planning (MIDEPLAN) so as to improve cost-efficiencies and avoid duplications.

5.3 Planned market readiness activities in the implementation phase

The Costa Rican Domestic Market infrastructure requires immediate actions that will move its concept from paper to concrete actions. DCC will carry out these early actions with the support of donors who stand ready to facilitate this stage, and with local counterpart funds. These actions include, as priorities, the design and implementation of the legal, institutional and economic framework for the market, and the development of initial protocols and methodologies for offset programs and MRV. In later stages, dissemination and marketing activities will be required, as well as the design of international accreditation and auditing of the system.

The registry and tracking systems deserve special attention on a separate track, as an interim registry will be necessary at the outset, while the more complex and tailor-made version is designed. Resources will be required to finance specific hardware for this platform.

Finally, it is intended to pilot one market operation with one of the ‘champion’ firms that have voluntary C-neutrality pledges. This exercise will test-drive market procedures and teach lessons to all parties involved.

Costa Rica intends to pay close attention to the **strengthening of demand**. The DCC will study a range of policy options to determine if the C-neutrality goal requires going beyond voluntary participation into mandatory measures. After identifying this menu of options, feasibility must be further established, and an adequate policy mix will be formulated, taking into consideration legal context, policy instruments and stakeholder inputs. Technical support for created or spontaneous demand must be expeditious at DCC and the newly created Carbon Board. Finally, dissemination and public awareness are necessary components for an increased demand.

On the area of mitigation potential by sectors and market suitability, market readiness activities in the implementation phase have been classified in five categories that apply to all five sectors

⁵⁰ See Annex 2

depicted in Chapter 3. It must be noted that each sector has a different status regarding market-readiness, and the PMR Team has identified these different starting points and has constructed specific budgets for each. These supporting tables are available upon request; yet, for the PMR informal presentation, the team has condensed sector readiness activities in common line items to achieve comparability and clarity at this early stage of the process. These line items are:

- Studies supporting the market participation of the sector
- Improving GHG data generation and management in the sector⁵¹
- Institutional, capacity building and social awareness
- Consultation process with stakeholders
- Formulation of Sector Offset Program

5.4 Planned Capacity Building Activities

Activities for capacity building are organized in two levels: one related to the capacity building across the board on topics associated with an in-depth understanding of the Domestic Carbon Market, its operation and participation opportunities. This level of capacity building can be common to different groups, generating economies of scale in resources and time management.

A second level is related to specialized needs. Market infrastructure, for example, requires new skills in project developers, professional associations, market participants and qualified carbon technicians. The Carbon Board has to be trained, and the general public requires specific communication strategies to understand and lend support to the carbon market as a policy instrument and eventually as a financial option. In sectors, activities range from the technical support to identify the possible activities to engage in an offset program, to the institutional strengthening to create a favorable environment for the market operation at the sector level. Other capacity building activities include the development and training to generate data and the MRV system, both of which are instrumental to the market operation, and is a field with much uncertainty where knowledge can be created and exchanged.

5.5 Process of consultation with stakeholders

The DCC intends to continue engaging with the broad sectorial network and alliances it has built in the past few years for design, consultation and implementation of market readiness activities. The offset program design, the needs assessment and the planning of the capacity building activities are also matter of consultation with stakeholders. National workshops and synergy groups will continue, as well as the formulation of management instruments for donor coordination and aid effectiveness. A detailed list of DCC's network is contained in Annex 4.

⁵¹ This activity is defined as "baseline methodologies and MRV protocols for UCC project activities in the sector" for the Power Generation Sector.

6 Overview of Market Readiness Activities, Total Budget and Timeline

Below is the estimated total budget for the implementation phase of the Costa Rican Carbon Market, which is divided into three areas of market readiness: the domestic market infrastructure, strengthening demand and supply generation. Most of the budgetary requirements pertain to the design and implementation of the market infrastructure. While this process has started, it is still in a pre-design stage in several areas. For example, some of the major components in the organizational structure have been identified, but specific roles, responsibilities and duties need to be drafted. From Scheme commencement, it is intended that much of the system will be self-financed through a transaction levy. Costa Rica will use the PMR Implementation Phase to further explore the form and scope of the levy as a financing mechanism.

In legal matters, the promulgation of The Carbon Neutrality Country Program and the national standard INTE 12-01-06:2011 *Management System to Demonstrate Carbon Neutrality* lay the regulatory groundwork to operate the market. Yet, there are still a number of regulatory bodies that cover various fields of activities involving market operations that need to be inserted in the network. Similarly, at the participating sector level, legal and regulatory changes are required to ensure their full inclusion. In institutional and organizational issues, although there is some level of experience with the system of PES, the domestic market creation brings a new dimension in the work of public and private entities, NGOs and civil society. Several government agencies must undergo fundamental changes to work with the market requirements and the full implications have not yet been identified and studied in depth.

The registry system is at the conceptual level, and design depends on complex technical and practical considerations regarding this platform. Protocols and methodologies for baselines, calculation of potential mitigation and MRV face similar challenges.

For training, capacity building and social awareness, some of the activities will be carried out across sectors. Actors in the governance and management levels of the market must be an initial focus for these activities, as well as organizations that act as hubs in the dissemination and linkage between market structure and the participants in the supply and demand for carbon certificates.

A key activity for market operation is the design of the business model to be followed by the market rules. This activity will establish market structure links with subsequent activities, such as the strengthening of demand. Precisely because the domestic market will initiate as a voluntary market based on the carbon neutrality declaration sought by organizations, it will require significant outreach and promotion to generate strong and sustainable demand. The DCC will also study the feasibility of adopting a variety of complementary policies to generate offsets demand in a more predictable way, and in some cases to encourage standards that foster self-regulation and voluntary action.

Finally, the third area of activity is the generation of supply of carbon certificates, where measures will be designed and implemented towards generating compensation efforts in selected sectors of

the Costa Rican economy. The market would act as the clearing house to make the balance between potential demand and supply of carbon certificates within sectors and across sectors.

Costa Rica Market Readiness Proposal

Table 15. Total Market Readiness Budget

Activity	Total	Other Donor Counterpart ⁵²							National Counterpart ⁵³						
		UNEP ⁵⁴	UNDP	IDB ⁵⁵	GIZ	USA ⁵⁶	AECID-EU	GEF ⁵⁷	MINAE	ICE	MAG	MIVAH	M. Salud	MOPT	FONAFIFO
Domestic market infrastructure	1.800														
1) Design and implementation of the legal, institutional and economic framework	600		✓		✓				✓						
2) Design and implementation of the registry and tracking system	700		✓						✓						
3) Generation of protocols (mitigation activities, eligibility criteria, procedures, definitions, reports, etc.) and methodologies for sector offset programs and MRV, and technical support of Carbon Board	150		✓		✓	✓			✓						
4) Capacity building and social awareness	200		✓		✓		✓	✓	✓						
5) Pilot Project of C-neutrality certification of initial companies (CHAMPIONS)	150								✓		✓				✓
Strengthening of Demand	500														
1) Design and implementation of strategy of policy options to promote the goal of C Neutrality and a low emission development strategy	150		✓						✓						
2) Outreach of activities on private sector for C Neutrality adoption	200		✓						✓						
3) Sector base discussions on policy and instrument for C Neutral objective and a low emission development strategy	100		✓						✓						
4) Pilot Project of scaling up of offset program from experience with initial companies (CHAMPIONS)	50				✓	✓		✓	✓	✓	✓	✓		✓	
Generation of Supply	3.500														
1) Studies supporting the market participation of the sector	1.600	✓	✓	✓	✓			✓	✓	✓	✓	✓	✓	✓	✓
2) Improving GHG data generation and management, sector baseline/ sector benchmark methodologies and MRV	1.100			✓		✓		✓	✓	✓	✓	✓	✓	✓	✓
3) Institutional and capacity building for the implementation	550			✓	✓	✓	✓	✓	✓	✓	✓	✓	✓	✓	✓
4) Stakeholder consultation processes	250				✓		✓		✓	✓	✓	✓	✓	✓	✓
TOTAL BUDGET	6.960														

⁵² For UNDP, GIZ and AECID-EU the amount is not defined across sectors

⁵³ Estimated in 25% as Government counterpart

⁵⁴ Around \$300,000 divided in agriculture, livestock and construction

⁵⁵ \$800,000 assigned to transport

⁵⁶ Amount not defined and assigned to transport, agriculture, livestock and energy efficiency

⁵⁷ Total Budget of 1,000,000 for transport

Costa Rica Market Readiness Proposal

Table 16. PMR Total Budget and Timetable

Activities	Budget	Preoperation phase ⁵⁸ (Months)								Implementation phase (Months)																																						
		1	2	3	4	5	6	7	8	1	2	3	4	5	6	7	8	9	10	11	12	13	14	15	16	17	18	19	20	21	22	23	24	25	26	27	28	29	30	31	32	33	34	35	36			
Domestic market infrastructure	1.400.000																																															
1) Design and implementation of the legal, institutional and economic framework	555.000																																															
• Preoperation activities in elaboration of Decree for Market Regulation and definition of reform implications for existing regulation	15.000																																															
•Business plan for the C Market Neutrality and financial management																																																
• Appointment of Carbon Board and implementation of institutional arrangements	80.000																																															
• Infrastructure cost	250.000																																															
• Preoperation activities in preparation of marketing campaign	60.000																																															
• International Auditing of Costa Rica System	150.000																																															
2) Design of a GHG reporting system for mayor emmiters	15.000																																															
3) Design, implementation, operation and maintenance of the data tracking system and registry	500.000																																															
4) Generation of protocols (mitigation activities, eligibiity criteria, procedures, definitions, reports, etc.) and methodologies for sector offset programs and MRV, and technical support of Carbon Board	170.000																																															
5) Capacity building and social awareness	100.000																																															
6) Pilot Project of C-neutrality certification of initial companies (CHAMPIONS)	60.000																																															
Strengthening of Demand	440,000																																															
1) Design and implementation of strategy of policy options to promote the goal of C Neutrality and a low emission development strategy	100,000																																															
2) Outreach of activities on private sector for C Neutrality adoption	240,000																																															
3) Sector base discussions on policy and instrument for C Neutral objective and a low emission development strategy	50,000																																															
4) Pilot Project of scaling up of offset program from experience with initial companies (CHAMPIONS)	50,000																																															

⁵⁸ Note: Green for preoperation activities support by PMR

Costa Rica Market Readiness Proposal

Activities	Budget	Preoperation phase ⁵⁸ (Months)								Implementation phase (Months)																																						
		1	2	3	4	5	6	7	8	1	2	3	4	5	6	7	8	9	10	11	12	13	14	15	16	17	18	19	20	21	22	23	24	25	26	27	28	29	30	31	32	33	34	35	36			
Readiness Activities in Power Sector	170,000																																															
1) Studies supporting sector offset program for participation in carbon market	80,000																																															
2) Improving GHG data generation and management, sector baseline/sector benchmark methodologies and MRV	60,000																																															
3) Institutional and capacity development for the implementation of the PFRNC	15,000																																															
4) Stakeholder consultation processes	15,000																																															
Readiness Activities in Agriculture and Livestock	170,000																																															
1) Studies supporting sector offset program for participation in carbon market	50,000																																															
2) Improving GHG data generation and management, sector baseline/sector benchmark methodologies and MRV	70,000																																															
3) Institutional, capacity building and social awareness	30,000																																															
4) Process of consultation with stakeholders	20,000																																															
Readiness Activities in Solid Waste Management	170,000																																															
1) Studies supporting sector offset program for participation in carbon market	90,000																																															
2) Improving GHG data generation and management, sector baseline/sector benchmark methodologies and MRV	50,000																																															
3) Institutional, capacity building and social awareness	15,000																																															
4) Process of consultation with stakeholders	15,000																																															
Readiness Activities in Transport Sector	170,000																																															
1) Studies supporting sector offset program for participation in carbon market	90,000																																															
2) Improving GHG data generation and management, sector baseline/sector benchmark methodologies and MRV	50,000																																															
3) Institutional capacity building and social awareness	15,000																																															
4) Consultation process with stakeholders	15,000																																															
Readiness Activities in Sustainable Construction Sector	170,000																																															
1) Studies supporting sector offset program for participation in carbon market	110,000																																															
2) Institutional capacity building and Social Awareness	45,000																																															
3) Consultation process with stakeholders	15,000																																															
Sub Total	2.690.000																																															
Administrative cost	310.000																																															
TOTAL	3.000.000																																															

7 Sources

Banco Central de Costa Rica, www.bccr.fi.cr

CDM Policy Dialogue (2010). Climate Change, Carbon Markets and the CDM: A Call to Action. Report of the High-Level Panel on the CDM Policy Dialogue

CFIA (2006). Informe Sobre El Congestionamiento del Flujo Vehicular en la Gran Área Metropolitana de San José. Costa Rica: CFIA, marzo 2006.

CINPE (2012). Proyecto regional del PNUD: “Apoyo a la preparación de estrategias de desarrollo bajo en emisiones y adaptado al cambio climático. Heredia: 2012

EcoRessources (2012). Costa Rican Domestic Carbon Market. Proposal under technical review by DCC.

Ellis, Jane and Kamel, Sami (2007). Overcoming Barriers to Clean Development Mechanism Projects. OECD & UNEP Riso Centre.

Flores, Ronald (2012). Alternatives for Transportation Sector Energy Optimization of Costa Rica and its Contribution to the Reduction of Greenhouse Gases (GHGs) and Contaminants. Sectoral Planning Directorate, MOPT. March 2012

FONAFIFO (2012). Propuesta REDD+ de Costa Rica.

<http://data.worldbank.org/indicator/EN.ATM.CO2E.PC>

<http://data.worldbank.org/indicator/EN.ATM.CO2E.PC>

<http://www.elfinancierocr.com/ambiente/noticias/bancos-se-apuntan-a-respaldar-iniciativas-verdes>,

<http://www.bncr.fi.cr/BNCR/Conozcanos/RSEambiente.aspx>, <http://www.costaricanneutral.cr/>

<http://www.cdmpipeline.org>

http://www.minae.go.cr/recursos/ALCA79_19062012-acuerdo-programa-pais.pdf

<http://www.minaet.go.cr/dcc/index.php/2012-05-22-19-47-24/empresas-y-organizaciones-hacia-la-carbono-neutralidad-2021/30-intel>

Schakenbach and others (2006). EPA guide: Fundamentals of Successful Monitoring, Reporting, and Verification under a Cap-and-Trade Program

Kollmuss and Others (2008). Making Sense of the Voluntary Carbon Market: A Comparison of Carbon Offset Standards, March 2008. WWF/ Stockholm Environment Institute and Tricorona.

Maosheng, Duan (2008). The Clean Development Mechanism: Assessment of Experience and Expectations for the Future. From Olsen and Fenhann, Reformed CDM – including new Mechanisms for Sustainable Development: Perspectives Series 2008. UNEP Riso Centre

MIDEPLAN (2010). Plan Nacional de Desarrollo 2011-2014

MINAE. IMN (2009) Inventario nacional de emisiones de gases de efecto invernadero y de absorción de carbono en Costa Rica en el 2000 y 2005.

MINAE- MAG (2008). Programa Nacional de Biocombustibles. San José: Ministerio de Ambiente y Energía y Ministerio de Agricultura y Ganadería, Febrero del 2008

MINAE (2009). Estrategia Nacional de Cambio Climático- 1 ed.- San José, CR: Editorial Calderón y Alvarado S. A.

MOPT (2011). Plan Nacional de Transportes 2011-2035. Costa Rica: Ministerio de Obras Públicas.

MOPT y ENGEVIX (2009). Estudio de Factibilidad Técnico, Legal, Financiero y Ambiental para Financiamiento y Gerenciamiento para la Concesión del Proyecto Tren Eléctrico Metropolitano Costa Rica. Varios Tomos.

Murphy and Others (2008). Market Mechanisms for Sustainable Development in a Post-2012 Climate Regime: Implications for the Development Dividend. From Olsen and Fenhann, Reformed CDM – including new Mechanisms for Sustainable Development: Perspectives Series 2008. UNEP Riso Centre

Niederberger, Anne Arquit (2008) Scaling Up Energy Efficiency under the CDM. From Olsen and Fenhann, Reformed CDM – including new Mechanisms for Sustainable Development: Perspectives Series 2008. UNEP Riso Centre

PRUGAM (2008). Propuestas de Mejoramiento para la Vialidad y el Sistema de Transportes en la Región Central de Costa Rica y del Área Metropolitana de San Jose, Costa Rica: PRUGAM.

UNFCCC (2011) Copenhagen Accord Appendix II - Nationally appropriate mitigation actions of developing country Parties. <http://unfccc.int/resource/docs/2011/awglca14/eng/inf01.pdf>

USAID Office of Energy, the Environment, and Technology (2000). Best Practices Guide: Monitoring, Evaluation, Reporting, Verification, and Certification of Climate Change Mitigation Projects.

Annex 1. Log of Coordination Process

Internal Discussions

1.1 Core Team-DCC

January 12 th	April 26 th
January 20 th	May 2 nd
February 7 th	May 3 rd (Minister MINAE)
February 17 th	May 4 th
February 24 th	May 10 th
March 2 nd	May 18 th
March 19 th	May 21 st
March 26 th	June 7 th
April 13 th	June 25 th
April 20 th	June 29 th
April 24 th	July 9 th
	August 3 rd
	August 6 th

1.2 Calls Core Team-World Bank Staff

January 24-27 (mission)
February 9th and 23rd
March 8th and 22nd
April 13th
April 24th
May 2nd
May 9th
May 11th
May 18th
May 21st
June 28th
July 24th
August 13th
August 20-21st (mission)

Annex 2. Log of Consultative Process

Bilateral meetings by sector

Electricity

-Interviews

February 20th ICE

February 21st DSE

February 28th DSE

March 6th ICE/DSE

May 2nd ICE

February 13th MOPT

March 19th MOPT

April 16th MOPT

-Mini-workshops

April 18th

June 6th (CTP)

-Mini-workshops

January 24th – 25th

Sustainable housing

-Interviews

February 3rd (Vice Minister)

March 7th (Vice Minister)

June 5th (Vice Minister)

Agriculture

-Interviews

January 13th (Vice Minister)

February 10th MAG

February 24th MAG

February 28th MAG

April 11th MAG

April 27th MAG

June 18th MAG

July 19th MAG

-Mini-workshops

March 15th

June 6th

June 13th

-Mini-workshops

March 14th

January 27th

March 29th

May 7th (consultants only)

June 8th

August 31st

Waste Management

-Interviews

March 6th GIZ

March 20th GIZ

April 12th Health Ministry

May 29th GIZ

-Mini-workshops

May 10th

June 1st

Transport

-Interviews

National Workshops

Annex 3. Log of Consultation with Donors

External cooperation (includes coordination meetings with donors and experts on mitigation topics and attendance to meetings conveyed by them on relevant subjects)

January 26th – coordination DCC/Donors
February 16th – EPYPSA (AECID) / Transport
February 17th – IADB / Transport
February 27th – GIZ bilateral / Waste Management
March 1st – coordination DCC/Donors
March 16th – bilateral MOPT UNDP / Transport
May 3rd – DCC/Ecoresources / Domestic market development
August 7th – EC LEDS / CATIE / Agriculture
August 17th – MAG donor coordination
August 24th – DCC public sector/donor coordination

Annex 4: Internal Teams, Stakeholders, and Alliances

Name	Institution	Sector	E-mail	Telephone
Dirección Cambio Climático - DCC				
William Alpizar	DCC	All sectors	walpizar@racsa.co.cr	2221-3641
Carolina Flores	DCC	All sectors	cflores@minaet.go.cr	2233-4534
Cynthia Córdoba	DCC	All sectors	ccordoba@minaet.go.cr	2233-4533
Iván Delgado	DCC	All sectors		2233-4533
Ministerio de Ambiente y Energía - MINAE				
Ana Lucia Alfaro	MINAET	All sectors	alalfaro@sigminaet.go.cr	
Roberto Guzmán	MINAET	All sectors		
Equipo MRP				
William Alpizar	DCC		walpizar@racsa.co.cr	
Alvaro Umaña	Consultor		alvaro.umana@gmail.com	
Silvia Charpentier	Consultora		scharpent@me.com	
Francisco Sancho	Consultor		francisco.sancho@consultor.incae.edu	
Ana María Majano	CLACDS/INCAE		ana.majano@incae.edu	
Consultores MRP				
Mónica Araya	Agricultura y Ganadería			
Manuel Salas	Construcción Sostenible		manuel@innoinmobiliaria.com	8384 9001
Carolina Mauri	Aspectos legales, institucionales y regulatorios (sectores)		caromauri@racsa.co.cr	8380-5916
Jan Janssen (GIZ)	Residuos Sólidos			

Costa Rica Market Readiness Proposal

Equipos Nacionales				
Instituto Costarricense de Electricidad – ICE				
Roberto Jimenez	ICE	Electricity	RJimenezG@ice.go.cr	2000-7533
Rodrigo Rojas	ICE	Electricity	RRojasM@ice.go.cr	
Jorge Mario Rodriguez	ICE	Electricity	JMonteroA@ice.go.cr	
Ministerio de Agricultura y Ganadería - MAG				
Tania Lopez	MAG (Deputy Minister)	Agriculture	-	
Johnny Montenegro	MAG	Agriculture	jmontenegro@imn.ac.cr	2296-2495
Sergio Abarca	MAG	Agriculture	sabarca@inta.go.cr	2296-2495
Roberto Azofeifa	MAG	Agriculture	razof@mag.go.cr	2231-2344
Luis Zamora	MAG	Agriculture	lzamora@mag.go.cr	8391-6773
Giovanna Valverde	MAG	Agriculture	gvalverde@mag.go.cr	
Roberto Flores	MAG	Agriculture	rflores@mag.go.cr	
Ministerio de Salud				
Eugenio Androvetto	Ministerio de Salud	Waste Management	eandrovetto@gmail.com	
Lucrecia Navarro	Desechos Sólidos	Waste Management	lnavarro@ministeriodesalud.go.cr	
Eugenio Androvett	Desechos Sólidos	Waste Management	eandrovetto@gmail.com	
Ministerio de Obras Públicas y Transportes - MOPT				
Víctor Calderón	Despacho Viceministro MOPT	Transport	vcalderon@mopt.go.cr ; vhcalm@gmail.com	2523-2090/2054
Guiselle Alfaro	Unidad de Gestión Ambiental y Social Dirección de Planificación Sectorial	Transport	galfarob@mopt.go.cr	
Joyce Arguedas Calderón	Dirección de Planificación Conavi - MOPT	Transport	jarguedasc@mopt.go.cr	

Costa Rica Market Readiness Proposal

Marlene Calvo Lobo	Unidad de Gestión Ambiental y Social Dirección de Planificación Sectorial	Transport	mcalvol@mopt.go.cr	
Sergio Bogantes Coto	Unidad de Gestión Ambiental y Social Dirección de Planificación Sectorial	Transport	sbogantes@mopt.go.cr	
Sandi Salazar	Despacho Viceministro MOPT	Transport	ssalazarzapata@gmail.com	8348 - 7858
Carlos Contreras	MOPT	Transport	carlos_contreras9@yahoo.com.br	
Ronald Flores	MOPT - Planificación Sectorial	Transport		
Edwin Elizondo	MOPT - Seguridad Vial	Transport		
Junior Araya	MOPT	Transport	jaraya@mopt.go.cr	
Aura Alvarez	MOPT	Transport		
Ministerio de Viviendo y Asentamientos Humanos - MIVAH				
Eduardo Morales	MIVAH	Sustainable Housing	meduardo@mivah.go.cr	2202-7978
Erick Mata	MIVAH	Sustainable Housing	merick@mivah.go.cr	2202-7980
Christian Escobar	MIVAH	Sustainable Housing	echristian@mivah.go.cr	2202-7976
Roy Barboza	Vivienda	Sustainable Housing	broy@mivah.go.cr	
OTRAS INSTITUCIONES PUBLICAS, ONGS Y CENTROS DE INVESTIGACIÓN				
Fondo Nacional de Financiamiento Forestal - FONAFIFO				
Alexandra Sáenz	FONAFIFO	Sustainable Housing	ASaenz@FONAFIFO.COM	2257-1614
Jorge Mario Rodríguez	FONAFIFO	Sustainable Housing	jrodriguez@fonafifo.com	2257-1614
Instituto de Normas Técnicas de Costa Rica - INTECO				
Carlos Rodríguez	INTECO	Market	nporras@inteco.or.cr	22834522
Ente Costarricense de Acreditación - ECA				

Costa Rica Market Readiness Proposal

Andrea San Gil	ECA	Market	verificadores@eca.or.cr	22960782, ext 117
Centro Internacional de Política Económica - CINPE				
Leiner Vargas	CINPE	Transport	lvargas@una.ac.cr	2562-4336
Dirección Sectorial de Energía - DSE				
Arturo Molina	DSE	Energy	AMolina@dse.go.cr	(506) 2257-0833
Giovanni Castillo	DSE	Energy	Gcastillo@dse.go.cr	
Instituto Meteorológico Nacional				
Ana Rita Chacón	IMN	Comunicaciones Nacionales	-	
Roberto Villalobos	IMN	Comunicaciones Nacionales	rvilla@imn.ac.cr	22225616, ext. 139
Agencias de Cooperación/consultores				
Andreas Nieters	GIZ		-	
Verena Arauz SB	GIZ	All sectors	verena.arauz@giz.de	2520-1535
Sergio Musmanni	GIZ	All sectors	smusmanni@cicr.com	2258 8782 ext 107
Andrea Meza	EPYPSA/AECID	All sectors	andrea.meza@epypsa.es	2290-3433
Manuel Blazquez	AECID	All sectors	desarrollosostenible@aecid.org	2257-2919
Damiano Borgogno	PNUD	All sectors	damiano.borgogno@undp.org	8770-2400
Marisela Muñoz	Embajada Estados Unidos	All sectors	MunozMC1@state.gov	2519-2392
Mauricio Castro	Ecoressources/PNUD	Market		
Marianella Feoli	Ecoressources/PNUD	Market		

Costa Rica Market Readiness Proposal

Annex 5. PMR Work Plan and Detailed Budget

Activities	Budget
Domestic market infrastructure	1.400.000
1) Design and implementation of the legal, institutional and economic framework	555.000
• Preoperation activities in elaboration of Decree for market regulation and definition of reform implications for existing regulation	15.000
Revision and definition of the market creation decree (MINAE and Presidential House)	
Consultation and approval process of the market creation decree	
Pre-operation activities in definition of terms of reference and recruitment of the team for definition of reform implications for existing regulation/legislation to support the carbon market operation	
Pre-operation activities in recruitment of team for analysis of reform implications of existing regulation	
Pre-operation activities in preparation, consultation and issue of the Decree regulation	15.000
Implementation of reforms of existing regulation/legislation supporting the market operation	
• Business plan for the C Market Neutrality and financial management	
Definition of terms of reference and recruitment of the team for business plan design	
Preliminary Report of the business plan for market operation	
Final Report of the business plan for market operation	
• Appointment of Carbon Board and implementation of institutional arrangements	80.000
Appointment of Carbon Board and Committees	5.000
Appointment of the Secretary	5.000
Recruitment of staff supporting Carbon Board and other bodies	40.000
Materials and logistics supporting Carbon Board	15.000
Pre-operation activities in elaboration and publication of the basic outlines of the system (operational procedures, bodies, etc.)	5.000
Conformation of work teams with professional associations for carbon expert accreditation procedures	5.000
Pre-operation activities in setting of procedures for expert accreditations and methodologies for validation and verification	5.000
Accreditation of carbon experts and entities for validation and verification offset programs of the CHAMPIONS for C-Neutrality	
• Infrastructure cost	250.000
• Preoperation activities in preparation of marketing campaign	60.000
Pre-operation activities in definition of terms of reference and recruitment of team for the marketing plan and social awareness campaign	
Pre-operation activities in marketing and social awareness campaign plan preparation	
Marketing and social awareness campaign plan implementation	
• International Auditing of Costa Rica System	150.000
Pre-operation activities in definition of plan and terms of reference for International Auditing of Costa Rica System, identification of providers and consultation of services offered and costs	
Recruitment of team for International Auditing of Costa Rica System and process beginning	
Report of International Auditing of Costa Rica System of Domestic Market	
2) Design of a GHG reporting system for mayor emitters	15.000

Costa Rica Market Readiness Proposal

Activities	Budget
Preoperation activities in definition of terms of reference and recruitment of team for design of a GHG reporting system for mayor emmiters	3.000
Preoperation activities in a GHG reporting system for mayor emmiters preparation	12.000
3) Design, implementation, operation and maintenance of the data tracking system and registry	500.000
Pre-operation activities in definition of plan and terms of reference for design and implementation of the preliminary data tracking system and registry, identification of providers and consultation of services offered and costs	5.000
Pre-operation activities in recruitment of team for design and implementation of preliminary data tracking system and registry	5.000
Pre-operation activities in design of the preliminary data tracking system and registry and acquisition of necessary software and hardware	5.000
Implementation of the preliminary data tracking system and registry	5.000
Pre-operation activities in recruitment of team for design and implementation of definitive data tracking system and registry	50.000
Design of the definitive data tracking system and registry	
Implementation of the definitive data tracking system and registry and software and hardware acquisition	350.000
Staff for management of the registry and maintenance.	80.000
4) Generation of protocols (mitigation activities, eligiiti criteria, procedures, definitions, reports, etc.) and methodologies for offset programs and MRV, and technical support of Carbon Board	170.000
Pre-operation activities in constitution of the Enhanced Coordination Committee for Protocols and Methodologies for sector participation in the market	
Pre-operation activities in identification and definition of initial protocols for market implementation and set of work plan initial and subsequent protocols	5.000
Pre-operation activities in recruitment of teams for design and proposal of general and sector protocols	5.000
Proposal and adaptation of existing protocols and methodologies suitable for country offset programs or development of new protocols	95.000
Presentation of proposal of initial protocols to Committee	
Issue by Carbon Board of initial protocols for market implementation	5.000
Staff for Support of Carbon Board on Protocol and Methodologies Application	60.000
5) Capacity building and social awareness	100.000
Pre-operation activities in definition and design of training and capacity building programs	
Training of Carbon Boards Members, staff and developers of the market	
Training and capacity building activities for carbon experts and professional association	
Training and capacity building activities for institutional key players (publico - privado)	
Training and capacity building activities for market players (asignación sectorial)	
6) Pilot Project of C-neutrality certification of initial companies (CHAMPIONS)	60.000
Registration of C-Neutrality of the CHAMPIONS	3.000
Certificacion of reduction plans	2.000
Presentation of mitigation programs for UCC generation in the pilot phase of CHAMPIONS	
Validation of mitigation programs for UCC generation	
Registation of mitigation projects for UCCs of the CHAMPIONS pilot phase	
Verification of mitigation projects for UCC generation	

Costa Rica Market Readiness Proposal

Activities	Budget
Issuing of first UCCs	3,000
Symbolic transaction of UCC for pilot phase of CHAMPIONS	2,000
Documentation of the process of Champions and plan for national and international promotion of the first transaction, and attraction of investment and cooperation supporting the C Neutrality	50,000
Strengthening of Demand	440,000
1) Design and implementation of strategy of policy options to promote the goal of C Neutrality and a low emission development strategy	100,000
Pre-operation activities in definition of terms of reference for assessment and recommendation of policy options to strengthening of demand	
Pre-operation activities in recruitment of team for assessment and recommendation of policy options and a low emission development strategy	
Assessment and report of recommendation of demand policy options	
Implementation of activities for demand creation	
2) Outreach of activities on private sector for C Neutrality adoption	240,000
Pre-operation activities in definition of terms of reference, identification of stakeholders and recruitment for design and implementation of a awareness, support and training program for industry.	
Design of a program (promoción entre MC y eco-competitiveness) of industry level awareness campaign of C-Neutral effect in eco competitiveness	
Implementation of a program of industry level awareness campaign of C-Neutral effect in eco competitiveness	
Setting and support of a network for capacity building and accompany through academia, research centers, industry chambers, green industry, NGOs, etc.	
Setting of a program for identification and operation of productive chain suitable for company linking to strengthening the C-neutrality co-benefits	
Assessment and design of a financial system to support the C-neutrality management system in corporations and mitigation programs	
3) Sector base discussions on policy and instrument for C Neutral objective and a low emission development strategy	50,000
Design and plan for sector program for awareness, training, accompany and technical support from entities on charge of sector programs	
Implementation of plan for sector program for awareness, training, accompany and technical support	
4) Pilot Project of scaling up of offset program from experience with initial companies (CHAMPIONS)	50,000
Design and implementaion of plan for next CHAMPIONS generation for piloting the market experience	
Readiness Activities in Power Sector	170,000
1) Studies supporting sector offset program for participation in carbon market	80,000
• Design and implementation of offset programs, with scope, protocols, priority projects under the renewable energy program and feasibility studies for sector participation in the carbon market.	
Pre-operation activities in definition of terms of reference for assessment and proposal of offset and mitigation program in the sector and design of sector protocol for activities within the program	
Recruitment of team for assessment and recommendation of offset and mitigation program	
Report with proposal of work plan for adoption and promotion of sector protocol for offset and mitigation, priority projects, offset contribution and costs	

Costa Rica Market Readiness Proposal

Activities	Budget
Implementation of roadmap to follow by the sector to implement the offset program and lead the participation in the carbon market	
2) Improving GHG data generation and management, sector baseline/ sector benchmark methodologies and MRV	60,000
• Development of alternatives for baseline for grid-connected renewable energies, grid emission factors; protocols for periodic review of grid emission factors.	
Pre-operation activities in definition of terms of reference for study of baseline of grid-connected renewable energy projects or other applicable baseline/offset methodologies	
Recruitment of team for study of baseline of grid-connected projects	
Report on development/adjustment of UCC methodologies for baseline setting and calculation of emission reductions	
3) Institutional and capacity development for the implementation of the renewable energy program	15,000
• Implementation of a program for strengthening technical capabilities of ICE and other key institutional actors and tariff setting.	
Pre-operation activities in definition of the plan for training and capacity building for the sector	
Recruitment of team for training program	
Training workshops for strengthening of the technical, legal, administrative and financial aspects of ICE and other key institutional actors and processes of institutional and sector coordination	
Implementation of a program for strengthening technical capabilities of ICE and other key institutional actors and tariff setting.	
4) Stakeholder consultation processes	15,000
Workshops for participatory process to inform sectors, assessing inputs, determine needs, etc.	
Readiness Activities in Agriculture and Livestock	170,000
1) Studies supporting sector offset program for participation in carbon market	50,000
• Design and implementation of offset program with scope, boundaries, protocols, farmers to include, feasibility studies and activities leading to the participation of the sector in the carbon market	
Pre-operation activities in definition of terms of reference for assessment and proposal of offset and mitigation program in the sector and design of sector protocol for activities within the program	
Recruitment of team for assessment and recommendation of offset and mitigation program	
Report on geographical scope, number of farmers to include and activities of offset of CO ₂ .	
Report on the roadmap to follow by the agriculture and livestock sector to implement the offset program and lead the participation in the carbon market	
2) Improving GHG data generation and management, sector baseline/ sector benchmark methodologies and MRV	70,000
• Strategy for adoption of protocols and methodologies to be applied for calculating of CO ₂ e emissions and sequestration in livestock, coffee and sugar cane	
Pre-operation activities in definition of terms of reference for study of baseline/offset methodologies and metrics to be applied	
Recruitment of team for study for study of baseline/offset methodologies and metrics	
Preparation of report determining amount of CO ₂ captured in sustainable production projects developed from 2008 to 2011, as a tap of the database available within this	

Costa Rica Market Readiness Proposal

Activities	Budget
MAG program.	
Preparation of report on sector protocols adoption for UCC from the sector with rolls, functions, responsibilities and stakeholders accountable for	
Preparation of report on studies and fieldwork to estimate emission factors in agricultural sector	
Preparation of report on case studies (coffee two cases: a cooperative and a micro-mill; cane case; livestock two cases).	
3) Institutional, capacity building and social awareness	30,000
Pre-operation activities in definition of the plan for training and capacity building for the sector	
Recruitment of team for training program	
Training workshops for strengthening of the technical, legal, administrative and financial bodies in MAG and other key actors	
Training workshops for potential leaders and producer organizations	
Report on systematization and exchange of experiences in mitigation and CO2 capture	
Training workshops for the implementation and sustain of the MRV system	
Report with design of marketing strategy for positioning the scheme nationally	
Report with work plan with awareness and socialization of the topic and consultation to organizations of producers	
Implementation of marketing and awareness campaigns	
4) Process of consultation with stakeholders	20,000
Workshops for participatory process to inform sectors, assess inputs, determine needs, identify barriers, etc.	
Readiness Activities in Solid Waste Management Sector	170,000
1) Studies supporting sector offset program for participation in carbon market	90,000
• Design and implementation of offset program with scope, protocols, boundaries, feasibility studies and activities leading to the participation of the sector in the carbon market.	
Pre-operation activities in definition of terms of reference for assessment and proposal of offset and mitigation program in the sector and design of sector protocol for activities within the program	
Recruitment of team for assessment and recommendation of offset and mitigation program	
Report with analysis to define scope, necessary infrastructure, technology and other necessities related to methane capture and use, waste recovery (recycling), composting and bio-digestion and advanced treatment technologies with design of a medium-and long-term strategy to transition to these advanced technologies.	
Implementation of roadmap to follow by the sector to implement the offset program and lead the participation in the carbon market	
2) Improving GHG data generation and management, sector baseline/ sector benchmark methodologies and MRV	50,000
Pre-operation activities in definition of terms of reference for implementation of information system	
Recruitment of team for implementation of information system	
Develop, improve and implement a database system simulation and waste streams. Strengthening of information system of the Ministry of Health for GIRS. Protocol for Development of methodologies. Development of an MRV system.	
3) Institutional, capacity building and social awareness	15,000
Pre-operation activities in definition of the plan for training and capacity building for the sector	

Costa Rica Market Readiness Proposal

Activities	Budget
Recruitment of team for training program	
Training workshops for strengthening of the technical, legal, administrative and financial aspects of the Ministry of Health and other key institutional actors and processes of institutional and sector coordination.	
Training workshops for development of a methodology for aligning GIRS municipal plans according to mitigation needs and implications at the municipal level.	
Training workshops for building and strengthening partnerships with the private sector and organizations that contributes to the aspects of mitigation program.	
4) Process of consultation with stakeholders	15,000
Workshops for participatory process to inform sectors, assessing inputs, determine needs, etc.	
Readiness Activities in Transport Sector	170,000
1) Studies supporting sector offset program for participation in carbon market	90,000
<ul style="list-style-type: none"> Design and implementation of offset programs with scope, boundaries, protocols, participants to include, feasibility studies and activities leading to the participation of the sector in the carbon market. 	
Pre-operation activities in definition of terms of reference for assessment and proposal of offset and mitigation program in the sector and design of sector protocol for activities within the program	
Recruitment of team for assessment and recommendation of offset and mitigation program	
Report on transport activities to be included in a sector offset program with specification of scope, measures, activities and time table for the implementation of the program following a sector roadmap.	
Report on demand management strategy in the GAM, hierarchy of roads and fleet separation as complementary measures for offset sector program.	
Report on sector offsetting roadmap and guidelines for the role of implementing an integrated multimodal transport system, and other incentives, standards and regulation for technology shift.	
Implementation of roadmap to follow by the transport sector to implement the offset program and lead the participation in the carbon market	
2) Improving GHG data generation and management, sector baseline/ sector benchmark methodologies and MRV	50,000
Pre-operation activities in definition of terms of reference for implementation of information and metric system	
Recruitment of team for implementation of information and metric system	
Strategy for adoption of protocols and application of methodologies to support the estimate of baselines, mitigation potential and support MRV system.	
Studies of traffic flows, transportation fleet and transport user demand.	
Design of a proposed tariff model (ARESEP).	
Development, improvement and implementation of a database for the transport sector.	
3) Institutional capacity building and social awareness	15,000
Pre-operation activities in definition of the plan for training and capacity building for the sector	
Recruitment of team for training program	
Training workshops for strengthening of the technical, legal, administrative and financial bodies in MOPT and other key institutional actors and of the process for institutional and sector coordination.	
Implementation of strategy for education, training, communication and stakeholder	

Costa Rica Market Readiness Proposal

Activities	Budget
demo about the benefits, requirements and other implications around multimodal public transport and the adoption of sustainable transportation technologies.	
Workshops on demand management in the private sector, urban transport integration and implementation of sustainable technologies.	
4) Consultation process with stakeholders	15,000
Workshops for participatory process to inform sectors; assess inputs, needs, barriers and to design a mitigation program.	
Readiness Activities in Sustainable Construction Sector	170,000
1) Studies supporting sector offset program for participation in carbon market	110,000
<ul style="list-style-type: none"> Design and implementation of offset programs with scope, boundaries, protocols, participants to include and activities leading to the participation of the sector in the carbon market. 	
Pre-operation activities in definition of terms of reference for assessment and proposal of offset and mitigation program in the sector and design of sector protocol for activities within the program	
Recruitment of team for assessment and recommendation of offset and mitigation program	
Report on scope, boundaries, design, offset potential, costs and implementation plan of a construction waste program based on:	
<ul style="list-style-type: none"> Waste quantification at construction sector and footprint associated 	
<ul style="list-style-type: none"> Incentives for public purchases of zero waste materials 	
<ul style="list-style-type: none"> Promote materials with recycled content in public purchases 	
<ul style="list-style-type: none"> Builders general agreement to submit information and waste management 	
<ul style="list-style-type: none"> Incentives for architects and engineers for use of modular design 	
<ul style="list-style-type: none"> Technology management in waste construction co-processing 	
<ul style="list-style-type: none"> Legislation on producer responsibility (material construction sector) 	
<ul style="list-style-type: none"> Special tax for construction waste 	
<ul style="list-style-type: none"> Market study for implementation of the universal module for standardization 	
<ul style="list-style-type: none"> Pilot projects to scale up (short term impact) 	
<ul style="list-style-type: none"> Social housing 100% standardized according to Universal Module 	
Report on scope, boundaries, design, offset potential, costs and implementation plan of a program to increase wood in building based on:	
<ul style="list-style-type: none"> R&D, design and built wood frame buildings and panels 	
<ul style="list-style-type: none"> Industrialization process and life-cycle analysis (LCA) of CO₂ emissions in the country 	
<ul style="list-style-type: none"> Modify directive social housing and public schools 	
<ul style="list-style-type: none"> Analysis, studies, and investigations to better understand market demand 	
<ul style="list-style-type: none"> New technologies related to traceability and information processing 	
<ul style="list-style-type: none"> Study of wood production waste and market organization 	
<ul style="list-style-type: none"> Pilot projects to scale up (short term impact) 	
<ul style="list-style-type: none"> Develop a constructive system: frame, panels, trust, for second floor 	
<ul style="list-style-type: none"> High performance code for wood construction (Chapter) 	
<ul style="list-style-type: none"> Forest Industry Agreement for Sustainable Construction and R&D 	
<ul style="list-style-type: none"> Design and build a prototype of house for second floor 	
<ul style="list-style-type: none"> Education and training of standard makers, project managers and contractor 	
<ul style="list-style-type: none"> Technical training activities for professionals 	
Report on scope, boundaries, design, offset potential, costs and implementation plan of a program on Environmentally Preferable Materials	
<ul style="list-style-type: none"> Directive for use-only modular and standardized construction products in public buildings 	

Costa Rica Market Readiness Proposal

Activities	Budget
• System for certification and professional accreditation	
• Web site information platform to inform the customers and stakeholders	
• Develop accredited professionals for certification	
• Develop a national ECO-LABEL and promote it in the construction market	
• Industry agreement inside each sub-sector level.	
• Incentives system for refurbishing and retrofit with EPD	
• Pilot projects to scale up (short term impact)	
• Social housing project built with 50% EPD	
• Education program for Architects and engineers as well as technicians and workers	
Report on scope, boundaries, design, offset potential, costs and implementation of a program plan on Green building operation based on:	
• High performance building code	
• Financial package: developers, final customer, retrofit	
• Information at invoice level, about CO ₂ emissions related with building operation	
• Annual Award	
Report on scope, boundaries, design, offset potential, costs and implementation of a program on Green Urban Development based on:	
• Develop urban forestry concept and its application to GAM	
• Technology transfer in wastewater treatment plants and sludge disposal	
• Develop urban agriculture concept and its application to GAM	
• Develop a sustainable set of indicators and goal for Urban Planning	
• Integrate sustainable urban inside in Municipal Planning at GAM level	
• Knowledge transfer about urban sustainable urban planning to Municipalities	
• Develop strategy for urban green financing (public, private, swaps, trust funds)	
• Alternative transportation routes (bicycle and foot paths)	
Implementation of roadmap to follow by the sector to implement the offset program and lead the participation in the carbon market	
2) Institutional and capacity building and Social Awareness	45,000
Pre-operation activities in definition of the plan for training and capacity building for the sector	
Recruitment of team for training program	
Workshops for strengthening of the technical, legal, administrative and financial bodies in MIVAH, other key institutional actors and the process for sector coordination	
3) Consultation process with stakeholders	15,000
Workshops for participatory process to inform sectors, assessing inputs, needs, barriers and to design mitigation and offset programs.	
Sub Total	2,900,000
Administrative cost	310,000
TOTAL	3,000,000

Annex 6. Feedback on draft Market Readiness Proposals (PA4, November 2012)

Feedback and questions	Clarifications and responses in PA4	Country Feedback	Proposed Approach
Key issues related to MRP preparation in general			
Expert feedback process. Incorporation the comments and suggestions from the Expert Feedback process	All relevant comments from the Experts were discussed and, as appropriate, incorporated in the current draft version. The MRP will be revised to explain		Done and incorporated before PMR Assembly in November 2012
Milestones. Key milestones for Costa Rica in implementing its MRP	The MRP will be revised to identify the key milestones	Australia	Incorporated in page 16 of MRP Final Report
Work program. Specific work program to be supported by the PMR	The MRP will be revised to describe the specific work program	Australia	Incorporated in page 108 of MRP Final Report
Clarify at the beginning in an Executive Summary what system is intended to be developed: a) market participants b) character of cap (voluntary or obligatory) c) whether the system would entail trading or crediting elements.		Germany	Incorporated in page 8 of MRP Final Report
Issues related to design & implementation of domestic voluntary carbon market			
Rationale behind Costa Rican offset standard (UCC). What is the rationale behind introducing the UCC standard as a new crediting mechanism?	• Will try to take on as much as we can from CDM as is applicable; no need to duplicate.		Incorporated in page 44 of MRP Final Report
Rationale behind Costa Rican offset standard (UCC). CDM may work well for Costa Rica	• UCC because CDM does not cover some areas critical for Costa Rica.		Incorporated in page 45 of MRP Final Report
For offset projects implemented within the sectoral programs and sector baselines clarify the process for setting boundaries and reference/crediting levels– whether at the project or for each sector.		Australia European Commission: With respect sectors as transport and sustainable building definition of clear baselines and additionality criteria.	Incorporated in page 37 of MRP Final Report

Costa Rica Market Readiness Proposal

Feedback and questions	Clarifications and responses in PA4	Country Feedback	Proposed Approach
Clarification of the scope of the UCC focus on project-based offsetting (facing similar difficulties as the CDM and voluntary standards), risk of a domestic project-based standard as opposed to existing standards, and a more challenging upscaled mechanism suited to sectors.		Germany	Incorporated in page 45 of MRP Final Report
Useful to elaborate why companies are more likely to purchase UCCs if they were at a higher price than CERs and VERs.		Australia The Netherlands: Formula $E-R-C = 0$ for the C (offset credits) includes CERs, VERs and UCCs, which is least known and critical part.	Incorporated in page 40 of MRP Final Report
Experience sharing within the PMR can contribute to elucidating common points and principles in systems under development and already in place.		Germany	Activities in the work plan will have emphasis in

Issues related to the structure of the domestic voluntary carbon market

Costa Rica Market Readiness Proposal

Feedback and questions	Clarifications and responses in PA4	Country Feedback	Proposed Approach
Governance. Importance of ensuring independence of the Carbon Board.	<ul style="list-style-type: none"> Aware of important role of Carbon Board. This is a challenge for all Governing bodies including the CDM Executive Board. Costa Rica should be given a chance given its track record, and will ensure that the final institutional setting addresses potential conflicts of interests and warrants technical competencies. Suggestions on how to ensure independence (which is a general issue and not only relevant for Costa Rica) are welcome. 	<p>Australia: robust institutional and governance arrangements.</p> <p>European Commission: recommended that appropriate criteria for independence are developed and implemented.</p> <p>Germany: develop of safeguards on how it can be guaranteed that the governing Carbon Board can work independently from potential private sector interests (independency of the governance structures).</p> <p>The Netherlands: Carbon Board definition must have a national conflict of interest. Doubts could be compensated inviting independent (international?) experts to participate in this Board or assess its results.</p>	Incorporated in page 35 of MRP Final Report
Governance. Confidence in robustness of the Costa Rican Offset Standard and overall the corporate carbon neutrality program.	<ul style="list-style-type: none"> Aware of important role of Carbon Board. This is a challenge for all Governing bodies including the CDM Executive Board. Costa Rica should be given a chance given its track record, and will ensure that the final institutional setting addresses potential conflicts of interests and warrants technical competencies. Suggestions on how to ensure independence (which is a general issue and not only relevant for Costa Rica) are welcome. 		Incorporated in page 44 of MRP Final Report
Covered sectors. Has Costa Rica undertaken an analysis of marginal abatement costs in the covered sectors?	Marginal abatement costs have been assessed as part of the NEEDS country study. The MRP will be revised to include relevant references.		Incorporated in page 47 of MRP Final Report
Covered sectors. Could the list of covered sectors expand?	Modeling of supply/demand is still outstanding, including expected supply of CERs. This will be assessed during the Implementation Phase.		Incorporated in page 45 of MRP Final Report

Costa Rica Market Readiness Proposal

Feedback and questions	Clarifications and responses in PA4	Country Feedback	Proposed Approach
Participants in the domestic market. How many actors are expected to be involved in the market?	100-200 in the industrial sectors. 9000 actors in forestry sector. Number of potential participants in the agriculture sector to be estimated. The MRP will be revised to clarify this.		Incorporated in page 31 of MRP Final Report, mentioning the initial estimated demand
With an indicative cap for the agriculture and livestock sector based on emissions per unit of production giving detail on how this approach would generate offsets from the sector, how to address permanence and leakage issues in a voluntary scheme.		Australia	Incorporated in page 38 of MRP Final Report
For the sustainable building sector specificity activities, and the cross-sector perspective to address the overlap between construction and other sectors and potential double counting.		Australia	Incorporated in page 96 of MRP Final Report
Issues related to protocols, methodologies and standards in the domestic voluntary carbon market			
Development of methodologies and protocols for baselines and MRV. Given the proposed mechanism, proper emphasis should be given to the development of standard, protocols and methodologies for crediting baselines & MRV.	<ul style="list-style-type: none"> Comments were noted. The MRP identifies work on this regard and will be revised to describe this with proper level of detail. 	<p>European Commission: in relation to its MRV takes into account as much as possible recognised international standards to reach international alignment (specially for agriculture and livestock).</p> <p>Germany: UCC guided by international standards will be crucial point to eventually link to other systems and global carbon market and would welcome if an ambitious for environmental integrity and additionality.</p>	Incorporated in page 44 of MRP Final Report

Costa Rica Market Readiness Proposal

Feedback and questions	Clarifications and responses in PA4	Country Feedback	Proposed Approach
GHG accounting framework: risk of double counting. How will Costa Rica avoid double counting and overlap between potential suppliers and buyers of credits?	The risk of double counting will be addressed by separating “R” (reduction plans) and “C” (offsets). Standard will ensure this. Moreover, different checking procedures are envisioned for R and C. The Emission Reduction Plan is prepared at the Corporation level. The Plan is intended to (i) formalize a Corporation’s scope for Reductions (as opposed to offsets), and (ii) allow Reductions to be verified independently (ECA work). It was noted that a company could not simply shift from “R” to “Cs”, as the UCC path is different. The risk of double counting will be further addressed through the national data tracking/registry system. This approach to double counting and overlaps will be reviewed during the Implementation Phase.		Incorporated in page 45 of MRP Final Report
GHG accounting framework: Robustness. Ensure integrity and consistency between GHG accounting at national level (carbon neutrality pledge) and at corporate level (domestic offset program).	See response above. Important to recall that emissions reductions achieved by participating companies/ entities and offsets produced by project owners are verified independently. Offsets (UCCs, VERs) will be rendered by companies against their emissions balance.	Germany: For agricultural sector include considerations for potential double counting between agricultural projects and a national REDD+ strategy and also for supported NAMA in the waste sector.	Incorporated in page 45 of MRP Final Report
Issues related to cost of the domestic voluntary carbon market			
Rationale behind Costa Rican offset standard (UCC). Developing a whole infrastructure different from CDM may be costly.	<ul style="list-style-type: none"> Will try to take on as much as we can from CDM as is applicable; no need to duplicate. UCC because CDM does not cover some areas critical for Costa Rica. 	Germany: introduction of a standard with an international credibility will likely also result in considerable transaction costs (e.g. for setting up governance structures, developing baselines and methodologies, providing regulatory oversight etc.) during both the creation and the lifetime of the system.	Incorporated in page 45 of MRP Final Report

Costa Rica Market Readiness Proposal

Feedback and questions	Clarifications and responses in PA4	Country Feedback	Proposed Approach
CDM Lessons. Importance of drawing lessons from CDM experience, especially with respect to transaction costs associated with small projects	<ul style="list-style-type: none"> Will look at this. It was noted that Costa Rica found way to deal with the issue for forest sector (through payment for environmental services) Will look into possibility of working with intermediaries for technical assistance and to lower transaction costs 		Incorporated in page 45 of MRP Final Report
Cost of administration of domestic carbon market. Estimated cost of the (corporate-level) carbon neutrality program / domestic carbon market?	<ul style="list-style-type: none"> Cost of the corporate carbon neutrality program, incl. administration of UCC standard, has not been assessed yet. National carbon neutrality pledge: preliminary estimation is 1% of annual GDP, hence subject to international support. 		Incorporated in page 105 of MRP Final Report/ Also of in page 47
Cost of administration of domestic carbon market. Have the investment needs for Costa Rica's national carbon neutrality goal been assessed?	<ul style="list-style-type: none"> Cost of the corporate carbon neutrality program, incl. administration of UCC standard, has not been assessed yet. National carbon neutrality pledge: preliminary estimation is 1% of annual GDP, hence subject to international support. 		Incorporated in page 105 of MRP Final Report
Issues related to linking with international support, standards and markets			
Ensuring credibility of new UCC standard by International third party audit. Ensure credibility of the proposed domestic scheme and to enable 'fungibility' between UCCs and other international offset categories (robust enough to meet international standards).	<ul style="list-style-type: none"> This will be determined during the implementation phase, taking into account relevant developments in the international market. Current thinking is to plan the first international audit within first three years. 	Germany: it might be challenging to re-design an existing scheme after an audit if it was already up and running. Smaller audits and reviews along the way might be worthwhile and might save overall transaction costs.	Incorporated in page 56 of MRP Final Report
International third party audit. Timing and frequency of the process? How will the process work, who will be involved?	<ul style="list-style-type: none"> Ensuring credibility is essential. An international third-party review will likely take place in 2-3 years. 		Incorporated in page 56 of MRP Final Report

Costa Rica Market Readiness Proposal

Feedback and questions	Clarifications and responses in PA4	Country Feedback	Proposed Approach
Linking with international market(s). Will the prospects for international linking be considered? When and how will this happen?	<ul style="list-style-type: none"> This will be a function of the timeline by which the international markets develop. Prospective international linking are inherently considered in the design of the domestic offset program. However, at this stage it is not clear what international market Costa Rica can link to. 		Incorporated in page 57 of MRP Final Report
Costa Rica envisages in the future to also allow credits other than the UCC and outside focus sectors (e.g. credits from CDM, VCS projects) and cover this by the registry to avoid double counting of emissions under different standards.	<ul style="list-style-type: none"> 	Germany	Incorporated in page 40 of MRP Final Report
Linkages between credited/supported NAMAs and UCC offset programs. Some sector mitigation programs lend themselves for international support as a NAMA (rather than through domestic carbon market incentives).	<ul style="list-style-type: none"> Costa Rica will indeed pursue the design of priority NAMAs and seek international support. Role of specific sectors with regards to domestic offset supply will be clarified during the implementation phase (assessment of 'market suitability' by key sectors) 		Incorporated in page 57 of MRP Final Report